

# FRL Catalog

Arrow Pneumatics



**Filters**

**Regulators**

**Lubricators**

**Accessories**

Manufactured in the USA



# A R R O W P N E U M A T I C S

Arrow Pneumatics manufactures a broad range of air preparation products. They include: particulate, oil removing, coalescing and absorbing filters; regulators; lubricators; sintered bronze exhaust mufflers, speed controls and in-line filters; aftercoolers, refrigerated and regenerative air dryers.

Technology expertise, patented design features, high quality standards and timely reaction to industry demands have established Arrow Pneumatics as a leader in the compressed air preparation field.

Arrow Pneumatics has a staff of qualified sales engineers to assist you with solutions to compressed air system needs and is committed to the future of compressed air technology.

# TABLE OF CONTENTS

	PAGE NO.
<b>COMPRESSED AIR SYSTEMS</b> .....	2
<b>FILTRATION SELECTION CHART</b> .....	3
<b>PARTICULATE FILTERS</b>	
Introduction to Particulate Filters .....	4
Miniature Particulate Filters .....	5
Tri•Star Particulate Filters .....	6, 7
MidFlow Particulate Filters .....	8
High Flow Particulate Filters .....	9, 10, 11
<b>COALESCING FILTERS</b>	
Introduction to Coalescing Filters .....	12
Tri•Star Oil Removing Filters .....	13
MidFlow Oil Removing Filters .....	14
High Flow Oil Removing Filters .....	15, 16, 17
Miniature Coalescing Filters .....	18
Tri•Star Coalescing Filters .....	19
MidFlow Coalescing Filters .....	20,
High Flow Coalescing Filters .....	21, 22, 23
Tri•Star Adsorber Filters .....	24
MidFlow Adsorber Filters .....	25
High Flow Adsorber Filters .....	26, 27, 28
Two-in-One Coalescing Filters .....	29,30,31,32,33
<b>REGULATORS</b>	
Introduction to Regulators .....	34
Miniature Air Regulators .....	35, 36
Tri•Star Regulators .....	37
MidFlow Regulators .....	38
High Flow Regulators .....	39
<b>INTEGRAL FILTER/REGULATORS</b>	
Miniature Integral Filter/Regulators .....	40
Tri•Star Integral Filter/Regulators .....	41
<b>LUBRICATORS</b>	
Introduction to Lubricators .....	42
Miniature Fog Lubricators .....	43
Tri•Star Series 3 Arrowfog Lubricators .....	44
MidFlow Arrowfog Lubricators .....	45
Tri•Star Series 4 Ultrafog Lubricators .....	46
MidFlow Lubricators .....	47
Arrowick Lubricators .....	48
<b>FILTER/REGULATOR/LUBRICATOR COMBINATIONS</b>	
Miniature Filter/Regulator/Lubricator Combinations .....	49
Tri•Star Modular Filter/Regulator/Lubricator Combinations .....	50
Tri•Star Filter/Regulator/Lubricator Combinations .....	51, 52
Tri•Star Inserts & Accessories/Modular Components & Accessories .....	53
MidFlow & High Flow Filter/Regulator/Lubricator Combinations .....	54
<b>IN LINE DESICCANT DRYER</b>	
Introduction to In-Line Desiccant Dryer .....	55
In-Line Desiccant Dryer .....	56
Stage Air .....	57
<b>ACCESSORIES</b>	
Economatic Drains/Y-Strainer .....	58
Slide Valve / Mini In-Line Desiccant Dryer .....	59
T53 Automatic Drain .....	60
T54W Compact Zero Loss Drain .....	61
Miniature Relief Valves / Pressure Switch .....	62
Pressure Gauges / Regulator Accessories .....	63
Brackets .....	64

# COMPRESSED AIR SYSTEMS

Compressed air powered equipment and machinery are critical elements in the productivity, efficiency and economy of today's industry, and quality air is the essential ingredient. High speed pneumatic production lines operate efficiently because of air dryers and filters that remove moisture and impurities from the air and regulators and lubricators which help eliminate downtime.

## AIR DRYERS

Water in a compressed air system, if not removed, can damage production machinery, rust pipes, shorten component life, clog air lines and reduce air flow, resulting in costly downtime and defective product. Dryers remove water vapor from the air. Installing a dryer removes this water vapor before it condenses in the line or in downstream equipment.

## FILTERS

Particulate filters remove harmful oil and water condensate, pipe scale, dirt and rust from your compressed air system. This prevents corrosive damage to compressed air equipment and finished products. Typically, particulate filters are installed upstream of regulators to prevent valve failure. They are also used as pre-filters to oil removing and coalescing filters to insure high efficiency and long element life in applications such as paint spraying, instrumentation and pharmaceuticals.

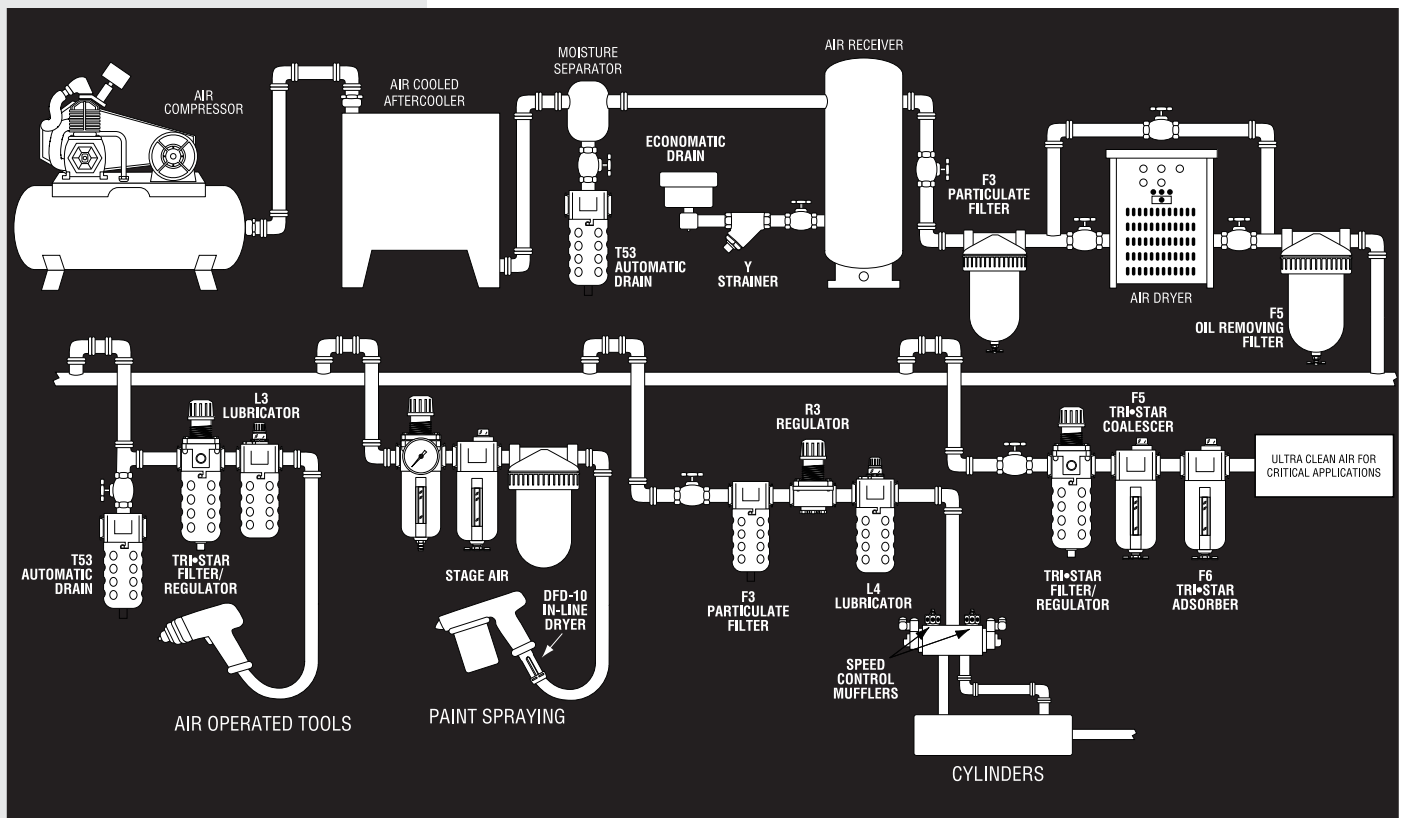
Certain pneumatic systems require air virtually free of oil and oil vapors. In these instances, oil removal may be achieved with the use of a coalescing filter.

## REGULATORS

Pneumatic equipment that operates at higher than recommended pressure can cause excess torque, force and wear and can waste compressed air. Operating below specified pressure can cause machines to fail to meet their design performance specifications. Therefore, precise air pressure control is essential to efficient operation of air-powered equipment. An air line regulator is a specialized control valve which reduces upstream supply pressure level to a specified constant downstream pressure.

## LUBRICATORS

Most pneumatic system components and most pneumatic tools require oil lubrication for proper operation and long service life. Too little oil can cause excessive wear and premature failure. Too much oil is wasteful and can become a contaminant, particularly when carried over with the air exhaust. Pneumatic equipment can be lubricated by the use of an air-line lubricator. Filtered and regulated air enters the lubricator and is mixed with oil in an aerosol mist. The lubricated air is then routed to the operating system.





# FILTRATION SELECTION CHART

APPLICATION	FEATURES	SUGGESTED INSTALLATION AT POINT OF USE
<ul style="list-style-type: none"> <li>General Industrial</li> </ul>	<ul style="list-style-type: none"> <li>General Purpose Liquid Removal and Particle Removal with Low Pressure Drop and Long Life</li> </ul>	
	<ul style="list-style-type: none"> <li>General Purpose Liquid Removal with Extra Fine Particle Retention</li> </ul>	
	<ul style="list-style-type: none"> <li>General Purpose Liquid Removal with Fine Particle Retention and Less Pressure Drop</li> </ul>	
<ul style="list-style-type: none"> <li>General Industrial Use where Oil Exists in Supply</li> <li>Air Cylinders, Valves, Motors</li> <li>Pneumatic Machinery</li> <li>General Paint Spraying</li> </ul>	<ul style="list-style-type: none"> <li>Oil Removal with Long Element Life and Sub Micron Particle Retention</li> </ul>	
<ul style="list-style-type: none"> <li>Instrumentation</li> <li>Blow Molding</li> <li>Air Blowing on Finished Product</li> <li>Bottling Industry</li> <li>Paint Spraying (critical)</li> </ul>	<ul style="list-style-type: none"> <li>High Efficiency Oil and Water Removal and Sub Micron Particle Retention</li> </ul>	
<ul style="list-style-type: none"> <li>Critical Instrumentation</li> <li>Food/Dairy/Beverage</li> <li>Clean Rooms</li> <li>Pharmaceutical</li> </ul>	<ul style="list-style-type: none"> <li>High Efficiency Oil Removal, Sub Micron Particle Retention; and Oil Vapor and Odor Removal</li> </ul>	

APPLICATION	FEATURES	SUGGESTED INSTALLATION WHEN USED WITH REFRIGERATED AIR DRYERS
<ul style="list-style-type: none"> <li>Any Industrial Location that Cannot Tolerate Moisture or Oil Residue in Compressed Air</li> <li>Spray Painting</li> <li>Pneumatic Machinery</li> <li>Climate Control</li> </ul>	<ul style="list-style-type: none"> <li>Pre-Filter Removes Bulk Liquid and Particulate Matter which may Clog or Harm Heat Exchanger</li> <li>Oil Removal Filters Remove Oil Carryover not Removed by Dryer</li> </ul>	

APPLICATION	FEATURES	SUGGESTED USE WHEN USED WITH REGENERATIVE DESICCANT DRYERS
<ul style="list-style-type: none"> <li>Outside Dryer Locations</li> <li>Instrument Air with Extra Low Dewpoints</li> <li>Micro Processor Industry</li> <li>Replacement of Nitrogen</li> </ul>	<ul style="list-style-type: none"> <li>Separator and Pre-Filter Remove Bulk Liquid and Oil Residue which Contaminates Desiccant</li> <li>After Filter Removes Fine Desiccant Dust Carryover</li> </ul>	

## TECHNICAL DATA

ARROW FILTER SERIES	USAGE	SUFFIX	PARTICLE SIZE REMOVAL	D.O.P. EFFICIENCY	REMAINING OIL CONTENT BY WEIGHT (Intake of 50 ppm)	DRY PRESSURE DROP	MATERIAL
Series F3 Particulate	Bulk Liquid (Water, Oil) and Particle Removal	___3 ___5 Std	Extra Fine Fine General 3 μ ABSOLUTE 5 μ NOMINAL 40 μ NOMINAL			5 psig at Nominal Rated Flow for Std. Element	Cellulose Bronze Porous Bronze
Series F4 Oil Removal Coalescing Style	Economical Liquid Oil and Oil Aerosol Removal	Std	.9 μ	95%	2.5 ppm	.5 to 2.5 psig	Borosilicate Micro Glass Fibers
Series F5 Coalescing Style	High Efficiency Removal of Water, Oil Aerosols; Plus Sub Micron Particle Retention	A Std	.01 μ High Efficiency	99.9999% 99.97%	.0005 ppm .015 ppm	.5 to 2.5 psig	Borosilicate Micro Glass Fibers
Series F6 Adsorbing, Charcoal Impregnated Coalescing Style	Removal of Oil Vapors and Oil Associated Odors as well as Solid Particulate Contaminates. Requires F5A Pre-Filter	Std		90%	.0001 ppm	.5 to 2.5 psig	Borosilicate Micro Glass Fibers Impregnated with Activated Charcoal Particles



# PARTICULATE FILTERS

# F3

Arrow F3 series particulate filters remove harmful oil/water condensate, pipe scale, dirt and rust from your compressed air system. This prevents corrosive damage to compressed air equipment and finished products. Typically, particulate filters are installed upstream of regulators to prevent valve failure. They are also used as pre-filters to oil removing and coalescing filters to insure high efficiency and long element life in applications such as paint spraying, instrumentation and pharmaceuticals.

Each filter is equipped with a highly efficient baffling system for maximum bulk liquid and dirt particle removal. The Arrow heavy-duty, cleanable porous bronze element removes fine particles. Particle removal can be tailored to specific needs with either the 40 or 5 micron bronze element. An optional 3 micron absolute pleated fiber element is also offered for extra-fine particle removal.

The Arrow 3 micron absolute element is a high efficiency filter element with solid particulate removal in the 90% efficiency range down to .28 microns. The Beta efficiency rating is 99.5%. The element is constructed of pleated cloth fibers and rib supports for strength. Both ends have urethane 50 durometer elastomer seals to insure particulate entrapment. The pleated fiber design gives this element 10 times the surface area of similar nominal rated elements. This increased surface area provides a long element life and the same pressure drop characteristics as our current 40 micron element. When used as a pre-filter to a coalescing filter, it will increase the life of the coalescing element by 4 to 6 times.



## LEGEND

- ▼ – Air Containing Liquid and Particulate
- ▽ – Clean Air
- ▼ – Liquid and Particulate

**IMPORTANT:** Particulate filters only remove water in its liquid state. Water vapors will pass through a particulate filter and condense into liquid as the temperature in the air line drops. Liquid condensation may have a harmful effect on certain applications. We recommend installing an ARROW dryer for complete removal of liquid condensation from the system.

## Miniature Particulate Filters



### SPECIFICATIONS

**WARNING!** Polycarbonate plastic bowls could rupture if exposed to incompatible chemicals whether inside or outside the bowl. If such chemicals are present, use a metal bowl.

#### Polycarbonate Bowl

- Max. pressure 150 psig
- Operating temperature range 40°F to 125°F

#### Metal Bowl

- Black E coated aluminum
- Max. pressure 250 psig
- Operating temperature range 40°F to 160°F

#### Piston Drain

Note: Z option is differential drain which opens & ejects water only when a differential pressure is created at the start of air flow. The piston drain lifts up (approx. 1 second) & closes, it will not operate again until the flow stops, then starts back up again.

- Max. pressure 175 psig
- Operating temperature range 40°F to 160°F

**Body** black E coated zinc

**Baffle** plastic

**Seals** Buna N

#### Elements

- 20 micron sintered bronze
- 5 micron sintered bronze

#### KITS

##### Bowl Kits

- Polycarbonate . . . . . BKF300
- Polycarbonate with overnight drain. . . . . BKF300J
- Metal . . . . . BKF300M

##### Element Kits

- 20 micron 2-pack. . . . . EKF300
- 5 micron 2-pack. . . . . EKF300-5

##### Drain Kit

- Piston drain kit. . . . . PKF300
- Mounting Bracket. . . . . FBK3

### FEATURES

- 20 micron sintered bronze element
- High strength, recleanable
- 1 oz. polycarbonate bowl
- Manual 1/8" NPT twist drain

### OPTIONS

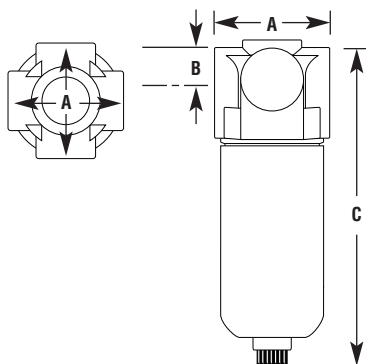
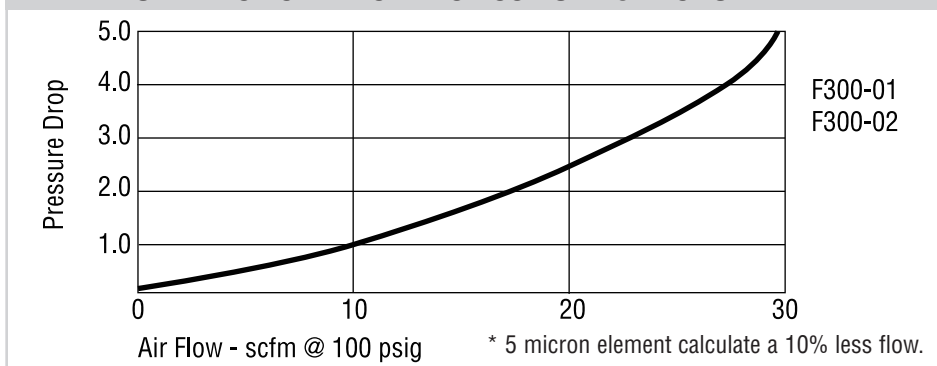
add suffix to part number in alpha and numeric order

#### Overnight Drains

When a compressed air system is shut down, an overnight drain clears accumulated condensate from a filter bowl when the pressure falls to 3 psig or less.

- J** Overnight drain for polycarbonate bowl . . . . . F300-01J  
*Push to manually drain.*
- K** Overnight drain for metal bowl . . . . . F300-01KM  
*Twist to manually drain.*
- M** Metal bowl . . . . . F300-01M
- Z** Piston drain . . . . . F300-01Z
- 5** 5 micron element . . . . . F300-01-5

### PERFORMANCE CHARACTERISTICS FOR 20 MICRON ELEMENT



### DIMENSIONS

PIPE SIZE	MODEL NO.	MAX. FLOW SCFM*	BOWL CAPACITY	DIMENSIONS (INCHES)			WEIGHT (LBS.)
				A	B	C	
1/8"	F300-01	27	1 oz.	1 1/2	1/2	4 5/8	.5
1/4"	F300-02	27	1 oz.	1 1/2	1/2	4 5/8	.5

\* Flow scfm based on 5.0 psi Δ p @ 100 psig inlet.

# Tri•Star Particulate Filters



## OPTIONS

add suffix to part number in alpha and numeric order

### Float Drain

An internal float rises as condensate accumulates in a filter bowl to activate the drain.

**F** Internal float drain . . . . . F352F

### Overnight Drains

An overnight drain operates when a compressed air system is shut down. It clears accumulated condensate from a filter bowl when pressure falls to 3 psig or less.

**J** Overnight drain for polycarbonate bowl . . . . . F352J  
*Push to manually drain.*

**K** Overnight drain for metal bowl . . . . . F352KM  
*Twist to manually drain.*

**M** Black coated metal bowl . . . . . F352M

**W** Black coated metal bowl with sight . . . . . F352W

**-5** 5 micron element . . . . . F352-5

**-3** 3 micron absolute element . . . . . F352-3

**Z** Piston drain . . . . . F352-Z  
(Polycarbonate bowl only)

### Piston Drain

Note: Z option is differential drain which opens & ejects water only when a differential pressure is created at the start of air flow. The piston drain lifts up (approx. 1 second) & closes, it will not operate again until the flow stops, then starts back up again.

- Max. pressure 150 psig
- Operating temperature range 40°F to 125°F

## SPECIFICATIONS

**WARNING!** Polycarbonate plastic bowls could rupture if exposed to incompatible chemicals whether inside or outside the bowl. If such chemicals are present, use a metal bowl.

### Polycarbonate Bowl

- Max. supply pressure 150 psig
- Operating temperature range 40°F to 125°F

### Metal Bowl

- Zinc, black E coated
- Max. supply pressure 250 psig
- Operating temperature range 40°F to 160°F

### Metal Bowl with Sight

- Zinc, black E coated
- Max. supply pressure 250 psig
- Operating temperature range 40°F to 160°F

### Internal Float Drain

- Buna N float
- Note: limits bowl temperature and pressure rating
- Operating pressure range 30 to 175 psig
  - Operating temperature range 40°F to 120°F

**Body** black E coated aluminum

**Bowl Guard** nickel plated steel

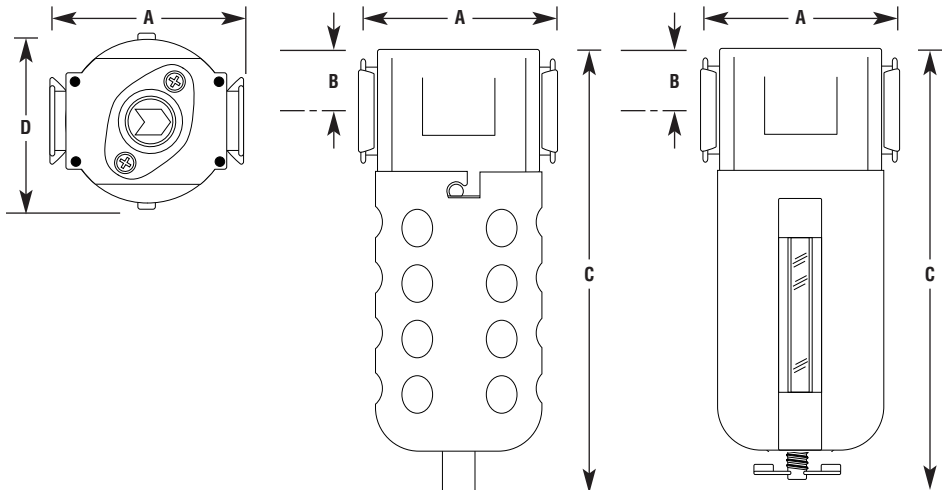
**Baffle** plastic

**Vane** plastic

**Seals** Buna N

## FEATURES

- 40 micron sintered bronze element offers depth filtration. High strength, recleanable
- 5 oz. polycarbonate bowl with nickel plated steel bowl guard
- Manual push drain on polycarbonate bowl
- In-line or modular installation
- Manual 1/8" twist drain on metal bowls





# F3

## Elements

- 40 micron sintered bronze standard
- 5 micron sintered bronze
- 3 micron absolute pleated fiber

## KITS

- Internal float drain kit . . . . . 5200

## Bowl Kits

- Polycarbonate with guard . . . BKF35
- Black coated metal . . . . . BKF45M
- Black coated metal with sight . . . . . BKF45W

## Element Kits

- 40 micron 2-pack . . . . . EK35
- 5 micron 2-pack . . . . . EK35-5
- 3 micron absolute 2-pack . . EK35-3

## Repair Kits

- Repair kit . . . . . RKF35
- Replacement sight kit . . . . . WK45

## Mounting Kit see page 64

- Mounting kit . . . . . FBK5

## 3 Micron Absolute

The new Arrow 3 micron absolute element is a high efficiency particulate removal element. Unlike nominal rated particulate elements, the 3 micron absolute is qualified to an efficiency rating of 99.5% **solid particulate removal** at 3 microns, and maintains 95% efficiency ratings to .3 microns.

PARTICLE SIZE	REMOVAL EFFICIENCY RATING*	
	5 MICRON NOMINAL	ARROW 3 MICRON ABSOLUTE
.3 μ	19.2%	95.0%
.5 μ	28.8%	97.6%
1.0 μ	35.1%	97.6%
3.0 μ	89.7%	99.5%

\* Beta Filtration Rating β<sub>3</sub> = 200

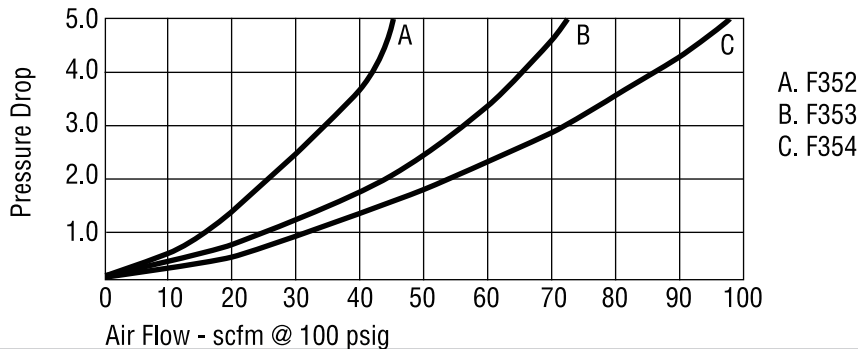
## Features:

- Element media is cellulosic and synthetic fibers with a resin binder. The pleated design has 10 times the surface area of sintered nominal rated elements and increases particle collection.
- End seals consist of 50 durometer Urethane to prevent solid particulate leakage past the element.
- Solid rib supports add extra strength and prevent element collapse under high differential pressure loads.
- Flow and pressure drop identical to 40 micron element.

## Applications:

- Air gauging equipment
- Instrument air
- After filter for desiccant dryer

## PERFORMANCE CHARACTERISTICS FOR 40 MICRON ELEMENT



\* 5 micron element reduces flow by 10%

## DIMENSIONS

PIPE SIZE	MODEL NO.	MAX. FLOW SCFM*	BOWL CAPACITY	DIMENSIONS (INCHES)				WEIGHT (LBS.)
				A	B	C	D	
1/4"	F352	48	5 oz.	2 <sup>3</sup> / <sub>4</sub>	<sup>3</sup> / <sub>4</sub>	6 <sup>1</sup> / <sub>4</sub>	2 <sup>1</sup> / <sub>2</sub>	1.2
<sup>3</sup> / <sub>8</sub> "	F353	75	5 oz.	2 <sup>3</sup> / <sub>4</sub>	<sup>3</sup> / <sub>4</sub>	6 <sup>1</sup> / <sub>4</sub>	2 <sup>1</sup> / <sub>2</sub>	1.2
1/2"	F354	100	5 oz.	2 <sup>3</sup> / <sub>4</sub>	<sup>3</sup> / <sub>4</sub>	6 <sup>1</sup> / <sub>4</sub>	2 <sup>1</sup> / <sub>2</sub>	1.2
1/4"	F352W	48	6 oz.	2 <sup>3</sup> / <sub>4</sub>	<sup>3</sup> / <sub>4</sub>	6 <sup>7</sup> / <sub>8</sub>	2 <sup>1</sup> / <sub>2</sub>	1.7
<sup>3</sup> / <sub>8</sub> "	F353W	75	6 oz.	2 <sup>3</sup> / <sub>4</sub>	<sup>3</sup> / <sub>4</sub>	6 <sup>7</sup> / <sub>8</sub>	2 <sup>1</sup> / <sub>2</sub>	1.7
1/2"	F354W	100	6 oz.	2 <sup>3</sup> / <sub>4</sub>	<sup>3</sup> / <sub>4</sub>	6 <sup>7</sup> / <sub>8</sub>	2 <sup>1</sup> / <sub>2</sub>	1.7

\* Flow scfm based on 5.0 psi Δ p @ 100 psig inlet.

## MidFlow Particulate Filters



### SPECIFICATIONS

#### Metal Bowl

- Zinc, black E coated
- Max. supply pressure 250 psig
- Operating temperature range 40°F to 160°F

#### Metal Bowl with sight

- Zinc, black E coated
- Max. supply pressure 250 psig
- Operating temperature range 40°F to 160°F

#### Internal Float Drain

- Buna N float
- Note: limits bowl temperature and pressure rating
- Operating pressure range 30 to 175 psig
- Operating temperature range 40°F to 120°F

**Body** black E coated aluminum

**Baffle** plastic

**Seals** Buna N

**Vane** plastic

#### Elements

- 40 micron sintered bronze
- 5 micron sintered bronze
- 3 micron absolute pleated fiber

#### KITS

- Internal float drain kit . . . . . 5200

#### Bowl Kits

- Metal with sight . . . . . BKF47W  
BKF48W
- Metal without sight . . . . . BKF47M  
BKF48M

#### Element Kits

- 40 micron . . . . . EK37, EK38
- 5 micron . . . . . EK37-5, EK38-5
- 3 micron absolute . . . . . EK37-3, EK38-3

#### Repair Kits

- Repair kit . . . . . RKF37  
RKF38
- Replacement sight kit . . . . . WK57

**Mounting Kit** see page 64

- Mounting kit . . . . . FBK7

### FEATURES

- 40 micron sintered bronze element offers depth filtration. High strength, recleanable
- 10 oz. or 20 oz. black coated metal bowl with liquid level sight
- Manual 1/8" NPT twist drain
- High Flow, low pressure drop

### OPTIONS

add suffix to part number in alpha and numeric order

#### Float Drain

An internal float rises as condensate accumulates in a filter bowl to activate the drain.

**F** Internal float drain . . . . . F374FW

#### Overnight Drains

An overnight drain operates when a compressed air system is shut down. It clears accumulated condensate from a filter bowl when pressure falls to 3 psig or less.

**K** Overnight drain . . . . . F374KW

*Twist to manually drain.*

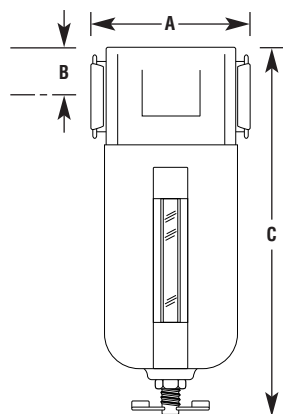
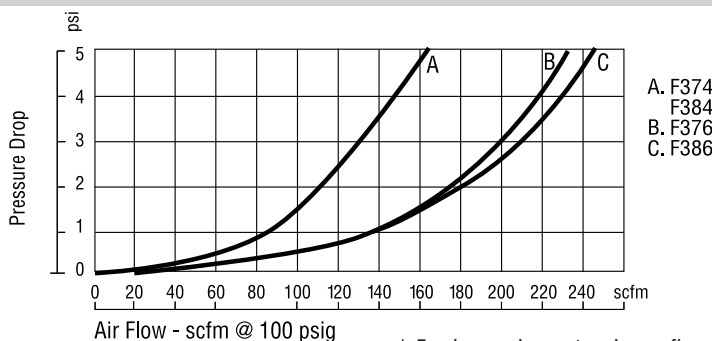
**M** Metal bowl

without sight glass. . . . . F374M

**5** 5 micron element . . . . . F374W5

**3** 3 micron absolute element. . F374W3

### PERFORMANCE CHARACTERISTICS FOR 40 MICRON ELEMENT



### DIMENSIONS

PIPE SIZE	MODEL NO.	MAX. FLOW SCFM*	BOWL CAPACITY	DIMENSIONS (INCHES)			WEIGHT (LBS.)
				A	B	C	
1/2"	F374W	160	10 oz.	3 <sup>3</sup> / <sub>4</sub>	1 <sup>3</sup> / <sub>32</sub>	7 <sup>5</sup> / <sub>8</sub>	2.7
1/2"	F384W	165	20 oz.	3 <sup>3</sup> / <sub>4</sub>	1 <sup>3</sup> / <sub>32</sub>	10 <sup>7</sup> / <sub>8</sub>	3.8
3/4"	F376W	230	10 oz.	3 <sup>3</sup> / <sub>4</sub>	1 <sup>3</sup> / <sub>32</sub>	7 <sup>5</sup> / <sub>8</sub>	2.7
3/4"	F386W	245	20 oz.	3 <sup>3</sup> / <sub>4</sub>	1 <sup>3</sup> / <sub>32</sub>	10 <sup>7</sup> / <sub>8</sub>	3.8

\* Flow scfm based on 5.0 psi Δ p @ 100 psig inlet.

## High Flow Particulate Filters



### FEATURES

- 40 micron sintered bronze element offers depth filtration. High strength, recleanable.
- Metal bowl is standard with liquid level sight
- Manual 1/8" NPT twist drain

### OPTIONS

add suffix to part number in alpha and numeric order

**D** Differential pressure gauge . F329-10DW

#### Float Drain

An internal float rises as condensate accumulates in a filter bowl to activate the drain.

**F** Internal float drain . . . . . F329-08FW

#### Overnight Drains

An overnight drain operates when a compressed air system is shut down. It clears accumulated condensate from a filter bowl when pressure falls to 3 psig or less.

#### K Overnight drain

for metal bowl . . . . . F329-08KW  
*Twist to manually drain*

**5** 5 micron element . . . . . F329-08W5

**3** 3 micron absolute element. . F329-08W3

For Metal Bowl without sight delete W

### SPECIFICATIONS

#### Metal Bowl

- Steel, black E coated
- Max. supply pressure 250 psig
- Operating temperature range 40°F to 160°F

#### Metal Bowl with sight

- Steel, black E coated
- Max. supply pressure 250 psig
- Operating temperature range 40°F to 160°F

#### Internal Float Drain

- Buna N float
- Operating pressure range 30 to 175 psig
- Operating temperature range 40°F to 120°F

**Body** black E coated aluminum

**Baffle** plastic

**Seals** Buna N

**Vane** aluminum

#### Elements

- 40 micron sintered bronze
- 5 micron sintered bronze
- 3 micron absolute pleated fiber

### KITS

- Internal float drain . . . . . 5200

#### Bowl Kits

- Metal with sight . . . . . BKF329W
- Metal without sight . . . . . BKF329M

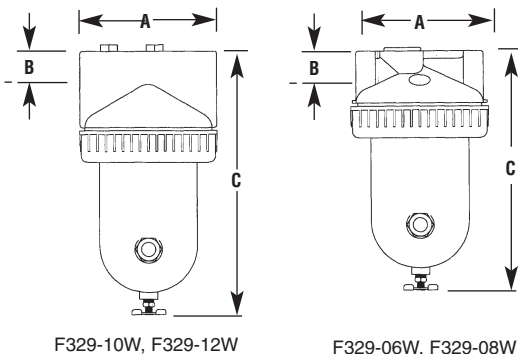
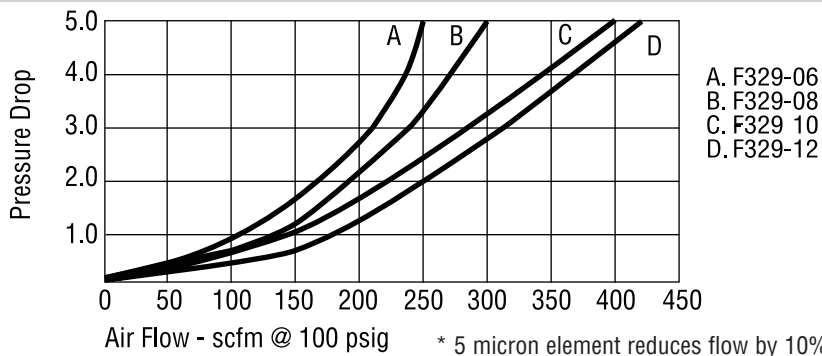
#### Element Kits

- 40 micron . . . . . EKF329
- 5 micron. . . . . EKF329-5
- 3 micron absolute. . . . . EKF329-3

#### Repair Kits

- Repair kit . . . . . RKF329
- Replacement sight kit . . . . . WK35

### PERFORMANCE CHARACTERISTICS



F329-10W, F329-12W

F329-06W, F329-08W

### DIMENSIONS

PIPE SIZE	MODEL NO.	MAX. FLOW SCFM*	BOWL CAPACITY	DIMENSIONS (INCHES)			WEIGHT (LBS.)
				A	B	C	
3/4"	F329-06W	260	29 oz.	5 <sup>5</sup> / <sub>32</sub>	1 <sup>3</sup> / <sub>16</sub>	9 <sup>13</sup> / <sub>32</sub>	3.7
1"	F329-08W	300	29 oz.	5 <sup>5</sup> / <sub>32</sub>	1 <sup>5</sup> / <sub>16</sub>	9 <sup>13</sup> / <sub>32</sub>	3.7
1 <sup>1</sup> / <sub>4</sub> "	F329-10W	400	29 oz.	5 <sup>1</sup> / <sub>4</sub>	1 <sup>1</sup> / <sub>2</sub>	10 <sup>11</sup> / <sub>32</sub>	6.3
1 <sup>1</sup> / <sub>2</sub> "	F329-12W	425	29 oz.	5 <sup>1</sup> / <sub>4</sub>	1 <sup>1</sup> / <sub>2</sub>	10 <sup>11</sup> / <sub>32</sub>	6.3

\* Flow scfm based on 5.0 psi Δ p @ 100 psig inlet.

## High Flow Particulate Filters



### FEATURES

- 40 micron pleated fiber element offers depth filtration. High strength, recleanable.
- Metal bowl is standard
- 1/8" NPT twist drain

### OPTIONS

add suffix to part number in alpha and numeric order

**D** Differential pressure gauge . F358HF-08D

#### Float Drain

An internal float rises as condensate accumulates in a filter bowl to activate the drain.

**F** Internal float drain . . . . . F358HF-08F

#### Overnight Drains

An overnight drain operates when a compressed air system is shut down. It clears accumulated condensate from a filter bowl when pressure falls to 3 psig or less.

**K** Overnight drain . . . . . F358HF-08K  
*Twist to manually drain.*

**W** Metal bowl with sight glass . . . . . F358HF-08W

**-3** 3 micron absolute element . . . . . F358HF-08-3

### SPECIFICATIONS

#### Metal Bowl

- Steel, black E coated
- Max. supply pressure 250 psig
- Operating temperature range 40°F to 160°F

#### Metal Bowl with sight

- Steel, black E coated
- Max. supply pressure 250 psig
- Operating temperature range 40°F to 160°F

#### Internal Float Drain

- Buna N float
- Operating pressure range 30 to 175 psig
- Operating temperature range 40°F to 120°F

**Body** black E coated aluminum

**Baffle** plastic

**Seals** Buna N

**Vane** aluminum

### Elements

- 40 micron pleated fiber
- 5 micron pleated fiber
- 3 micron absolute pleated fiber

### KITS

- Internal float drain . . . . . 5200

### Bowl Kits

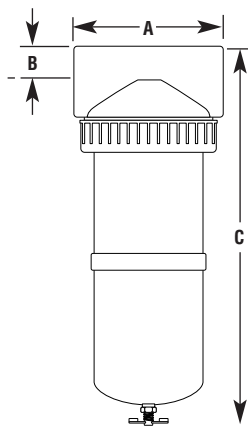
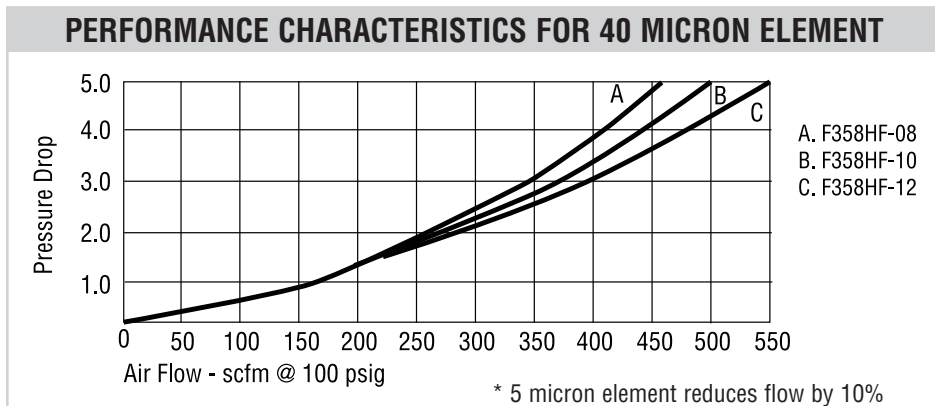
- Metal with sight . . . . . BKF364W
- Metal without sight . . . . . BKF364

### Element Kits

- 40 micron . . . . . EKF358
- 3 micron . . . . . EKF358-3

### Repair Kits

- Repair kit . . . . . RKF508
- Replacement sight kit . . . . . WK35



DIMENSIONS							
PIPE SIZE	MODEL NO.	BOWL CAPACITY	MAX. FLOW SCFM*	DIMENSIONS (INCHES)			WEIGHT (LBS.)
				A	B	C	
1"	F358HF-08	50 oz.	460	5 1/4	1 1/2	14 1/2	11
1 1/4"	F358HF-10	50 oz.	500	5 1/4	1 1/2	14 1/2	9
1 1/2"	F358HF-12	50 oz.	550	5 1/4	1 1/2	14 1/2	7.8

\* Flow scfm based on 5.0 psi Δ p @ 100 psig inlet.



## High Flow Particulate Filters



### SPECIFICATIONS

#### Metal Bowl

- Black coated aluminum
- Max. supply pressure 250 psig
- Operating temperature range 40°F to 160°F

#### Metal Bowl with sight

- Black coated aluminum
- Max. supply pressure 250 psig
- Operating temperature range 40°F to 160°F

**Body** black coated aluminum

**Baffle** plastic

**Seals** Buna N

### KITS

- Float for External Drain . . . . . 5200

#### Bowl Kits

- Metal with sight . . . . . BKF510W
- Metal without sight . . . . . BKF510
- Metal with sight . . . . . BKF518W
- Metal without sight . . . . . BKF518

#### Element Kits

- 40 micron . . . . . EKF3N1
- 3 micron . . . . . EKF3N1-3
- 40 micron . . . . . EKF3NHF
- 3 micron . . . . . EKF3NHF-3

#### Repair Kits

- Repair kit . . . . . RKF3N1
- . . . . . RKF519
- Replacement sight kit . . . . . BSF510

### FEATURES

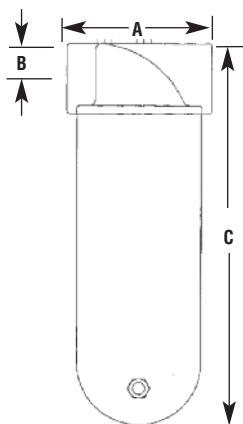
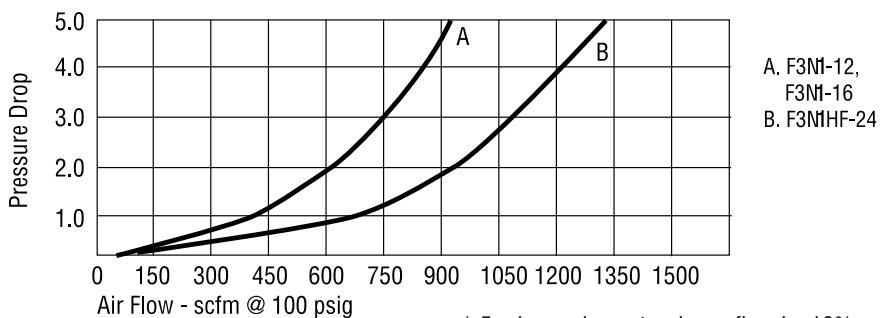
- 40 micron standard element offers depth filtration for 1½" and 2". High strength, recleanable.
- Metal bowl is standard
- 1/4" NPT twist drain

### OPTIONS

add suffix to part number in alpha and numeric order

- D** Differential pressure gauge . F3N1-12D
- T** External Float Drain . . . . . F3N1-12T
- W** Metal bowl with sight glass . . . . . F3N1-12W
- 3** 3 micron absolute element . . . . . F3N1-12-3

### PERFORMANCE CHARACTERISTICS FOR 40 MICRON ELEMENT



### DIMENSIONS

PIPE SIZE	MODEL NO.	BOWL CAPACITY	MAX. FLOW SCFM*	DIMENSIONS (INCHES)			WEIGHT (LBS.)
				A	B	C	
1½"	F3N1-12	100 oz.	910	6½	2	17¾	13
2"	F3N1-16	100 oz.	910	6½	2	17¾	13
3"	F3NHF-24	200 oz.	1300	7⅝	2¼	27½	18

\* Flow scfm based on 5.0 psi Δ p @ 100 psig inlet.




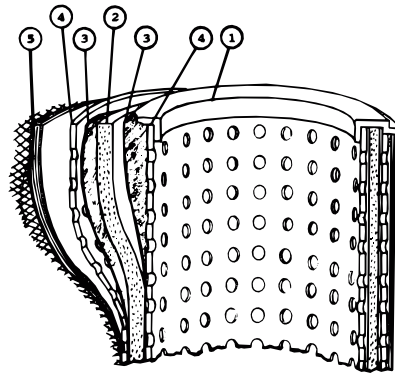
# COALESCING FILTERS

A coalescing filter functions in a different way from a standard particulate filter. Air flows from inside to outside through a coalescing media. Coalescing, by definition, means “to come together”. It is a continuous process by which small aerosols come in contact with the fibers in the filter media, uniting with other collected aerosols and growing to emerge as a droplet on the downstream surface of the media which by its weight is gravitationally drained away. For maximum performance and efficiency, coalescing filters should be preceded by an F3 particulate filter.

**F4 oil removing filters** offer general industrial filtration with low pressure drop and long element life. They are often used with older compressors where downstream oil carryover is excessive and when longer element life and low pressure drop are a concern.

**F5 coalescing filters** are used for high filtration of oil aerosols and sub micron particles. They are often used with critical instrumentation; paint spraying equipment; more sophisticated air systems; blow molding bottling; in the food industry, and where air blows on a finished product. The .01 micron grade “A” element is offered for the most critical filtration applications, such as those found in clean rooms.

**F6 adsorber filters** were engineered specifically for critical applications that will not tolerate the presence of oil vapors. If the compressed air has been prepared by a suitable refrigerated dryer and F5 oil removing filter, the F6 Adsorber will insure oil concentrations of .01 PPM by weight. In all cases, an F5A coalescing filter must precede an F6 Adsorber filter. To prevent any particle migration downstream, an F3 with 3 micron element should be installed downstream for total system protection.



- 1) Molded, bonded urethane rubber end seals, seal on face and bore to ensure that all aerosols will pass through media.
- 2) High efficiency borosilicate glass fiber media coalesces and removes finest oil aerosols, Arrows unique tapered layer structure reduces wet pressure drop and extends element life.
- 3) The borosilicate core is additionally protected by polyester wraps before and after the core to prevent bulging through the support ribs under load.
- 4) Chemical resistant plastic inner and outer support ribs strengthen element structure and prevent damage to the element under high differential pressures and reverse flow conditions.
- 5) Fiberglass drain layer provides drainage vehicle, prevents reentrainment of droplets, and is not affected by synthetic oils and high temperatures. Outer netting prevents drain layer bulging and is color coded to identify element type.

**IMPORTANT:** Oil captured by Arrow Coalescing Filters will not retrain and move downstream.

## Tri•Star Oil Removing Filters



### SPECIFICATIONS

#### Metal Bowl

- Zinc, black E coated
- Max. supply pressure 250 psig
- Operating temperature range 40°F to 160°F

#### Metal Bowl with Sight

- Zinc, black E coated
- Max. supply pressure 250 psig
- Operating temperature range 40°F to 160°F

**Internal Float Drain** Note: limits bowl temperature and pressure rating.

- Operating pressure range 30 to 175 psig
- Operating temperature range 40°F to 120°F

#### Element

- .9 micron borosilicate glass fiber
- D.O.P. Efficiency: 95%, Particle size removal, Remaining oil content by wt.: 2.5 PPM

**Body** black E coated aluminum

**Baffle** plastic

**Seals** Buna N

### KITS

- Internal float drain . . . . . 5200

#### Bowl Kits

- Metal bowl without sight . . . . BKF45M
- Metal bowl with sight. . . . . BKF45W

#### Element Kit

- .9 micron 2-pack . . . . . EK45

#### Repair Kits

- Repair kit . . . . . RKF45
- Replacement sight kit . . . . . WK45
- Indicator pop-up kit . . . . . DPK-05

**Mounting Kit** see page 64

- Mounting kit . . . . . FBK5

### FEATURES

- .9 micron element
- Low pressure drop
- Long element life
- Pop-up indicator indicates abnormal condition such as plugged element or excessive flow. Critical protection requires changing element at regular intervals.
- 6 oz. black coated metal bowl with liquid level sight
- Manual 1/8" NPT twist drain
- In-line or modular installation

### OPTIONS

add suffix to part number in alpha order

#### Float Drain

**F** Internal float drain . . . . . F452FW

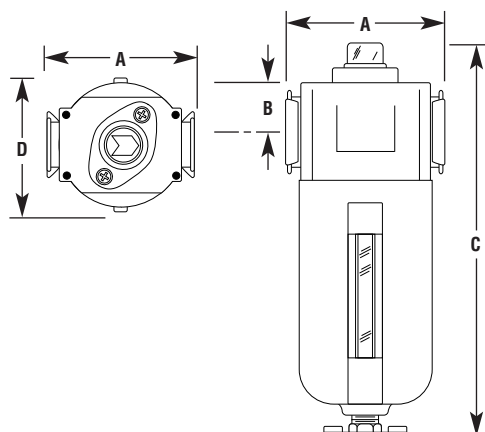
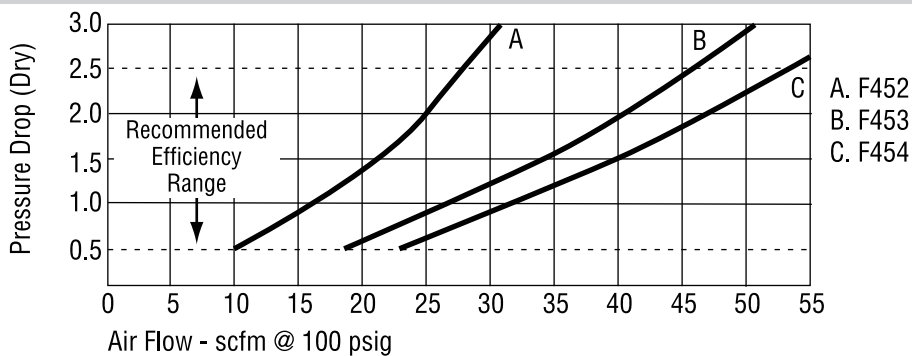
#### Overnight Drains

An overnight drain operates when a compressed air system is shut down. It clears accumulated condensate from a filter bowl when pressure falls to 3 psig or less.

**K** Overnight drain . . . . . F452KW  
*Twist to manually drain.*

For Metal Bowl without sight delete W

### PERFORMANCE CHARACTERISTICS



### DIMENSIONS

PIPE SIZE	MODEL NO.	MAX. FLOW SCFM*	BOWL CAPACITY	DIMENSIONS (INCHES)				WEIGHT (LBS.)
				A	B	C	D	
1/4"	F452W	27	6 oz.	2 <sup>3</sup> / <sub>4</sub>	3/4	7 <sup>5</sup> / <sub>8</sub>	2 <sup>1</sup> / <sub>2</sub>	1.7
3/8"	F453W	45	6 oz.	2 <sup>3</sup> / <sub>4</sub>	3/4	7 <sup>5</sup> / <sub>8</sub>	2 <sup>1</sup> / <sub>2</sub>	1.7
1/2"	F454W	53	6 oz.	2 <sup>3</sup> / <sub>4</sub>	3/4	7 <sup>5</sup> / <sub>8</sub>	2 <sup>1</sup> / <sub>2</sub>	1.7

\* Flow scfm based on 2.5 psi Δ p @ 100 psig inlet.

## MidFlow Oil Removing Filters



### SPECIFICATIONS

#### Metal Bowl

- Zinc, black E coated
- Max. supply pressure 250 psig
- Operating temperature range 40°F to 160°F

#### Metal Bowl with Sight

- Zinc, black E coated
- Max. supply pressure 250 psig
- Operating temperature range 40°F to 160°F

#### Internal Float Drain

Note: limits bowl temperature and pressure rating.

- Operating pressure range 30 to 175 psig
- Operating temperature range 40°F to 120°F

**Body** black E coated aluminum

**Baffle** plastic

**Seals** Buna N

### Elements

- .9 micron borosilicate glass filter  
D.O.P. Efficiency: 95%, Particle size removal, Remaining oil content by wt.: 2.5 PPM

### KITS

- Internal float drain . . . . . 5200

### Bowl Kits

- 10 oz. with sight . . . . . BKF47W
- 10 oz. without sight . . . . . BKF47M
- 20 oz. with sight . . . . . BKF48W
- 20 oz. without sight . . . . . BKF48M

### Element Kits

- .9 micron . . . . . EK47  
EK48

### Repair Kits

- Repair kit . . . . . RKF47  
RKF48
- Replacement sight kit . . . . . WK57
- Indicator pop-up kit . . . . . DPK-05

### Mounting Kit see page 64

- Mounting kit . . . . . FBK7

### FEATURES

- .9 micron element
- Low pressure drop
- Long element life
- Pop-up indicator indicates abnormal condition such as plugged element or excessive flow. Critical protection requires changing element at regular intervals.
- 10 oz. or 20 oz. black coated metal bowl with liquid level sight
- Manual 1/8" NPT twist drain

### OPTIONS

add suffix to part number in alpha order

#### Float Drain

**F** Internal float drain . . . . . F474FW

#### Overnight Drains

An overnight drain operates when a compressed air system is shut down. It clears accumulated condensate from a filter bowl when pressure falls to 3 psig or less.

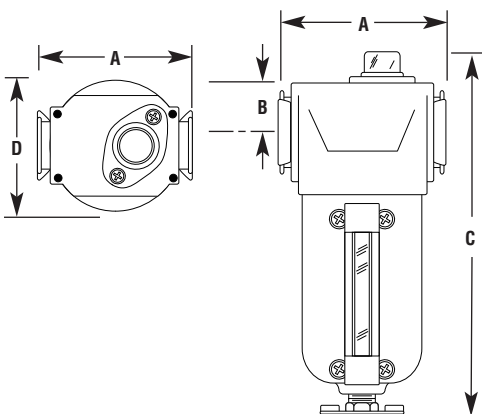
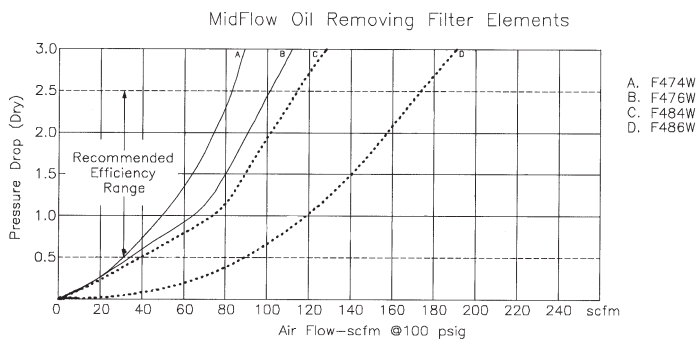
**K** Overnight drain . . . . . F474KW

*Twist to manually drain.*

#### M Metal bowl

without sight glass . . . . . F474M

### PERFORMANCE CHARACTERISTICS



### DIMENSIONS

PIPE SIZE	MODEL NO.	MAX. FLOW SCFM*	BOWL CAPACITY	DIMENSIONS (INCHES)				WEIGHT (LBS.)
				A	B	C	D	
1/2"	F474W	83	10 oz.	3 3/4	1 1/8	8 1/4	3	2.7
1/2"	F484W	116	20 oz.	3 3/4	1 1/8	11 1/2	3	3.6
3/4"	F476W	98	10 oz.	3 3/4	1 1/8	8 1/4	3	2.7
3/4"	F486W	172	20 oz.	3 3/4	1 1/8	11 1/2	3	3.6

\* Flow scfm based on 2.5 psi Δ p @ 100 psig inlet.



## High Flow Oil Removing Filters



### FEATURES

- .9 micron element
- Manual 1/8" NPT twist drain
- Low pressure drop
- Long element life

### OPTIONS

add suffix to part number in alpha and numeric order

**D** Differential pressure gauge . F408-10D

### Float Drain

An internal float rises as condensate accumulates in a filter bowl to activate the drain.

**F** Internal float drain . . . . . F405-06FW  
F408-08FW

### Overnight Drains

An overnight drain operates when a compressed air system is shut down. It clears accumulated condensate from a filter bowl when pressure falls to 3 psig or less.

**K** Overnight drain . . . . . F408-08KW  
*Twist to manually drain.*

For Metal Bowl without sight delete W

### SPECIFICATIONS

#### Metal Bowl

- Steel, black E coated
- Max. supply pressure 250 psig
- Operating temperature range 40°F to 160°F

#### Metal Bowl with sight

- Steel, black E coated
- Max. supply pressure 250 psig
- Operating temperature range 40°F to 160°F

#### Internal Float Drain

- Buna N float
- Note: limits bowl temperature and pressure rating
- Operating pressure range 30 to 175 psig
- Operating temperature range 40°F to 120°F

**Body** black E coated aluminum

**Baffle** aluminum

**Seals** Buna N

### Elements

- .9 micron borosilicate glass fiber
- D.O.P. Efficiency: 95%, Particle size removal, Remaining oil content by wt.: 2.5 PPM

### KITS

- Internal float drain kit . . . . . 5200

### Bowl Kits

- Metal with sight F405 . . . . . BKF329W
- Metal without sight F405 . . . . . BKF329M
- Metal with sight F408 . . . . . BKF364W
- Metal without sight F408 . . . . . BKF364M

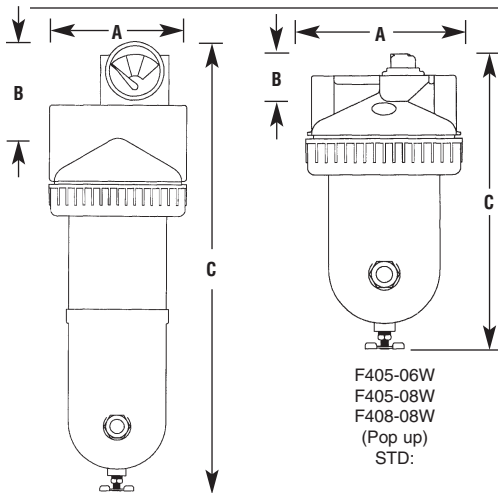
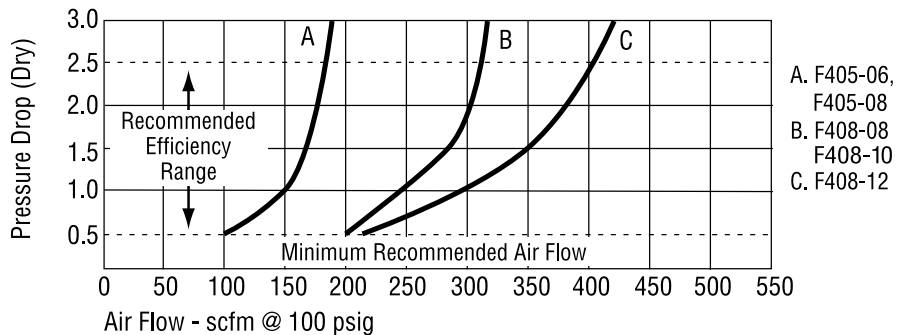
### Element Kits

- .9 micron F405 . . . . . EKF405
- .9 micron F408 . . . . . EKF408

### Repair Kits

- Repair kit . . . . . RKF505
- Repair kit . . . . . RKF508
- Replacement sight kit 405 . . . . . WK35
- Replacement sight kit 408 . . . . . WK35
- Overnight drain kit . . . . . CKFK
- Sight glass kit . . . . . DPK-05

### PERFORMANCE CHARACTERISTICS



F408-10DW, F408-12DW  
Optional  $\varnothing$ P Gauge

### DIMENSIONS

PIPE SIZE	MODEL NO.	BOWL CAPACITY	MAX. FLOW SCFM*	DIMENSIONS (INCHES)			WEIGHT (LBS.)
				A	B	C	
3/4"	F405-06W	29 oz.	185	4 <sup>7</sup> / <sub>8</sub>	1 <sup>3</sup> / <sub>16</sub>	9 <sup>13</sup> / <sub>32</sub>	3.7
1"	F405-08W	29 oz.	185	4 <sup>7</sup> / <sub>8</sub>	1 <sup>3</sup> / <sub>16</sub>	9 <sup>13</sup> / <sub>32</sub>	3.7
1"	F408-08W	60 oz.	300	4 <sup>7</sup> / <sub>8</sub>	1 <sup>3</sup> / <sub>16</sub>	14 <sup>13</sup> / <sub>32</sub>	6.0
1 1/4"	F408-10W	60 oz.	300	5 <sup>5</sup> / <sub>32</sub>	3 <sup>3</sup> / <sub>4</sub>	16 <sup>3</sup> / <sub>4</sub>	6.3
1 1/2"	F408-12W	60 oz.	400	5 <sup>5</sup> / <sub>32</sub>	3 <sup>3</sup> / <sub>4</sub>	16 <sup>3</sup> / <sub>4</sub>	6.3

\* Flow scfm based on 2.5 psi  $\Delta$  p @ 100 psig inlet.

## High Flow Oil Removing Filters



Gauge Optional

### FEATURES

- .9 micron element
- Low pressure drop
- Long element life
- Manual 1/4" twist drain

### OPTIONS

add suffix to part number in alpha order

- D** Differential pressure gauge . F410-08D
- T** External Float Drain . . . . . F410-08T
- W** Metal bowl with sight glass . . . . . F410-08W

### SPECIFICATIONS

#### Metal Bowl

- Max. supply pressure 250 psig
- Operating temperature range 40°F to 160°F

#### Metal Bowl with sight

- Black E coated Aluminum
- Max. supply pressure 250 psig
- Operating temperature range 40°F to 160°F

**Body** black E coated aluminum

**Baffle** plastic

**Seals** Buna N

#### Element

- .9 micron borosilicate glass filter
- D.O.P. Efficiency: 95%, Particle size removal, Remaining oil content by wt.: 2.5 PPM

### KITS

- Float for External Drain . . . . . 5200
- Drain Trap Kit . . . . . DKTF2

### Bowl Kits

- Metal without sight F410 . . . . . BKF510
- Metal with sight F410 . . . . . BKF510W
- Metal without sight F418 . . . . . BKF518
- Metal with sight F418 . . . . . BKF518W
- Metal without sight F428 . . . . . BKF528
- Metal with sight F428 . . . . . BKF528W

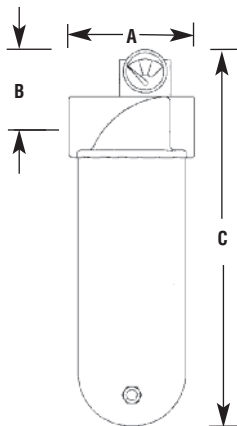
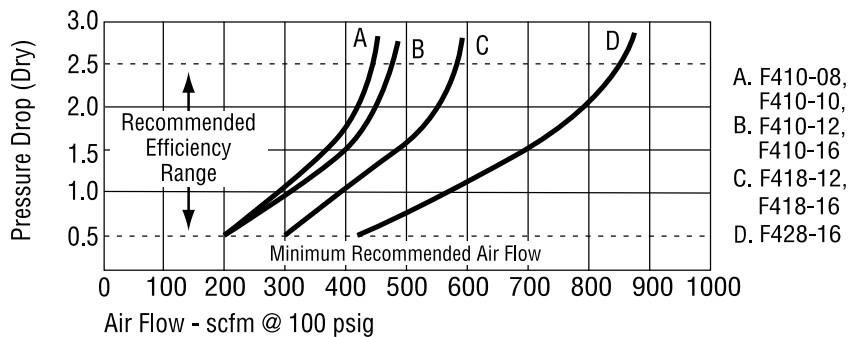
### Element Kit

- .9 micron . . . . . EKF410, EKF418, EKF428

### Repair Kits

- Repair kit . . . . . RKF511
- Replacement sight kit . . . . . BSF510

### PERFORMANCE CHARACTERISTICS



### DIMENSIONS

PIPE SIZE	MODEL NO.	BOWL CAPACITY	MAX. FLOW SCFM*	DIMENSIONS (INCHES)			WEIGHT (LBS.)
				A	B	C	
1"	F410-08	100 oz.	420	6½	2	21	16
1¼"	F410-10	100 oz.	420	6½	2	21	16
1½"	F410-12	100 oz.	475	6½	2	21	16
1½"	F418-12	200 oz.	590	6½	2	28¾	19
2"	F410-16	100 oz.	475	6½	2	21	16
2"	F418-16	200 oz.	590	6½	2	28¾	19
2"	F428-16	300 oz.	840	6½	2	39	23

\* Flow scfm based on 2.5 psi Δ p @ 100 psig inlet.

## High Flow Oil Removing Filters



Gauge Optional

### FEATURES

- .9 micron element
- Low pressure drop
- Long element life
- Manual 1/4" twist drain

### OPTIONS

add suffix to part number in alpha order

- D** Differential pressure gauge . F411-24D
- T** External Float Drain . . . . . F411-24T
- W** Metal bowl  
with sight glass . . . . . F411-24W

### SPECIFICATIONS

#### Metal Bowl

- Max. supply pressure 250 psig
- Operating temperature range 40°F to 160°F

#### Metal Bowl with sight

- Black coated aluminum
- Max. supply pressure 250 psig
- Operating temperature range 40°F to 160°F

**Body** black coated aluminum

**Baffle** plastic

**Seals** Buna N

**Vane** plastic

#### Element

- .9 micron borosilicate glass filter  
D.O.P. Efficiency: 95%, Particle size removal, remaining oil content by wt.: 2.5 PPM

### KITS

- Float for External Drain . . . . . 5200
- Drain Trap Kit . . . . . DKTF2

#### Bowl Kits

- Metal without sight F411 . . . . . BKF510
- Metal with sight F411 . . . . . BKF510W
- Metal without sight F419 . . . . . BKF518
- Metal with sight F419 . . . . . BKF518W
- Metal without sight F429 . . . . . BKF528
- Metal with sight F429 . . . . . BKF528W

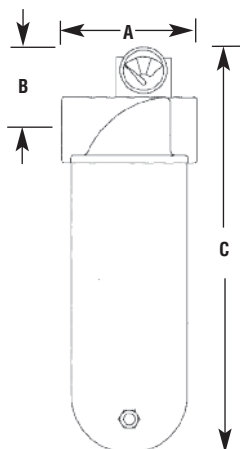
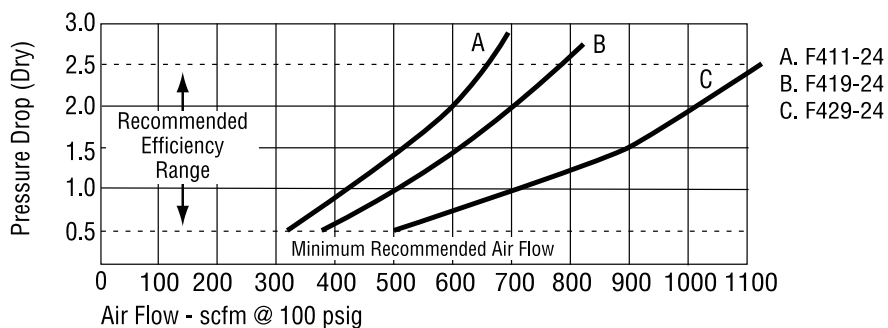
#### Element Kit

- .9 micron . . . . . EKF411, EKF419, EKF429

#### Repair Kits

- Repair kit . . . . . RKF511, RKF519, RKF529
- Replacement sight kit . . . . . BSF510

### PERFORMANCE CHARACTERISTICS



### DIMENSIONS

PIPE SIZE	MODEL NO.	BOWL CAPACITY	MAX. FLOW SCFM*	DIMENSIONS (INCHES)			WEIGHT (LBS.)
				A	B	C	
3"	F411-24	100 oz.	620	7 <sup>5</sup> / <sub>8</sub>	2 <sup>1</sup> / <sub>4</sub>	22 <sup>11</sup> / <sub>16</sub>	21
3"	F419-24	200 oz.	770	7 <sup>5</sup> / <sub>8</sub>	2 <sup>1</sup> / <sub>4</sub>	31 <sup>3</sup> / <sub>16</sub>	24
3"	F429-24	300 oz.	1100	7 <sup>5</sup> / <sub>8</sub>	2 <sup>1</sup> / <sub>4</sub>	41 <sup>7</sup> / <sub>16</sub>	28

\* Flow scfm based on 2.5 psi Δ p @ 100 psig inlet.

## Miniature Coalescing Filters



### SPECIFICATIONS

#### Polycarbonate Bowl

- Max. pressure 150 psig
- Operating temperature range 40°F to 125°F

#### Metal Bowl

- Black E coated Aluminum
- Max. pressure 250 psig
- Operating temperature range 40°F to 160°F

#### Piston Drain

Note: Z option is differential drain which opens & ejects water only when a differential pressure is created at the start of air flow. The piston drain lifts up (approx. 1 second) & closes, it will not operate again until the flow stops, then starts back up again.

- Operating pressure range 30 to 175 psig
- Operating temperature range 40°F to 120°F

#### Body

- Black E coated aluminum

### Elements

- .03 micron borosilicate glass fiber  
D.O.P. Efficiency: 99.97%, Particle size removal, Remaining oil content by wt.: .015 PPM
- .01 micron borosilicate glass fiber  
D.O.P. Efficiency: 99.999%, Particle removal size, Remaining oil content by wt.: .0005 PPM

### KITS

- Piston drain . . . . . PKF300
- Overnight Metal (K) . . . . . CKFK

### Bowl Kits

- 1 oz. poly. bowl . . . . . BKF300
- 1 oz. poly. bowl with piston drain . . . . . BKF300J
- 1 oz. metal bowl . . . . . BKF300M
- 1 oz. metal bowl with overnight drain . . . . . BKF300KM

### Element Kits

- .03 micron 2-pack . . . . . EKF500
- .01 micron 2-pack . . . . . EKF500A

### Mounting Kit see page 64

- Mounting kit. . . . . FBK3

### FEATURES

- .03 micron fiber element
- 1 oz. polycarbonate bowl
- Manual 1/8" NPT twist drain

### OPTIONS

add suffix to part number in alpha order

**A** .01 micron element . . . . . F500-02**A**

#### Overnight Drains

When a compressed air system is shut down, an overnight drain clears accumulated condensate from a filter bowl when the pressure falls to 3 psig or less.

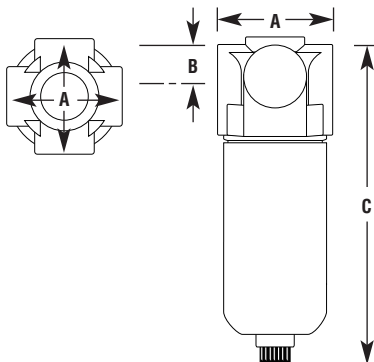
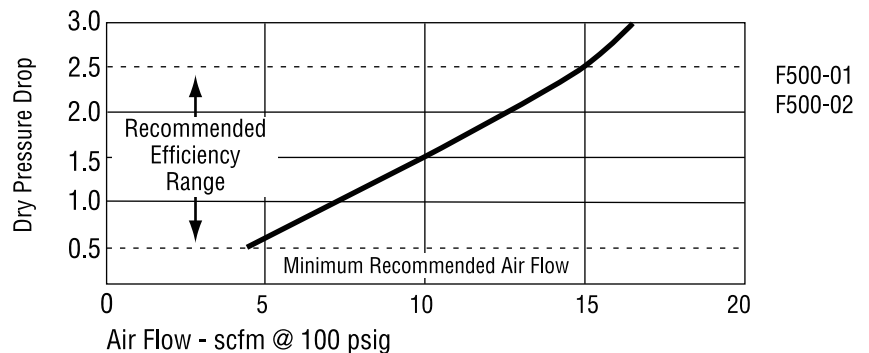
**J** Overnight drain for polycarbonate bowl . . . . . F500-02**J**  
*Push to manually drain.*

**K** Overnight drain for metal bowl . . . . . F500-02**KM**  
*Twist to manually drain.*

**M** Metal bowl . . . . . F500-02**M**

**Z** Piston drain . . . . . F500-02**Z**

### PERFORMANCE CHARACTERISTICS



### DIMENSIONS

PIPE SIZE	MODEL NO.	MAX. FLOW SCFM*	BOWL CAPACITY	DIMENSIONS (INCHES)			WEIGHT (LBS.)
				A	B	C	
1/8"	F500-01	15	1 oz.	1 1/2	1/2	4 1/2	.5
1/4"	F500-02	15	1 oz.	1 1/2	1/2	4 1/2	.5

\* Flow scfm based on 2.5 psi Δ p @ 100 psig inlet.



## Tri•Star Coalescing Filters



### SPECIFICATIONS

- Body** Black E coated aluminum
- Baffle** plastic
- Seals** Buna N

#### Metal Bowl

- Zinc, black E coated
- Max. pressure 250 psig
- Operating temperature range 40°F to 160°F

#### Metal Bowl with Sight nickel plated zinc

- Zinc, black E coated
- Max. pressure 250 psig
- Operating temperature range 40°F to 160°F

#### Internal Float Drain

- plastic, metal, brass, Buna N seal
- Note: limits bowl temperature and pressure rating
- Operating pressure range 30 to 175 psig
- Operating temperature range 40°F to 120°F

#### Elements

- .03 micron borosilicate glass fiber
- D.O.P. Efficiency: 99.97%, Particle size

removal, Remaining oil content by wt.: .015 PPM

- .01 micron borosilicate glass fiber
- D.O.P. Efficiency: 99.999%, Particle size removal, Remaining oil content by wt.: .0005 PPM

### KITS

- Internal float drain kit . . . . . 5200

#### Bowl Kits

- Metal without sight . . . . . BKF45M
- Metal with sight . . . . . BKF45W

#### Element Kits

- .03 micron 2-pack . . . . . EK55
- .01 micron 2-pack . . . . . EK55A

#### Repair Kits

- Repair kit . . . . . RKF45
- Replacement sight kit . . . . . WK45
- Indicator Pop-up kit . . . . . DPK-05

#### Mounting Kit see page 64

- Mounting kit . . . . . FBK5

### FEATURES

- .03 micron fiber element
- Pop-up indicator indicates abnormal condition such as plugged element or excessive flow. Critical protection requires changing element at regular intervals.
- Low pressure drop
- 6 oz. black coated metal bowl with liquid level sight
- Black coated aluminum housing
- Manual 1/8" NPT twist drain
- In line or modular installation

### OPTIONS

add suffix to part number in alpha order

- A** .01 micron element . . . . . F552AW

#### Float Drain

- F** Internal float drain . . . . . F552FW

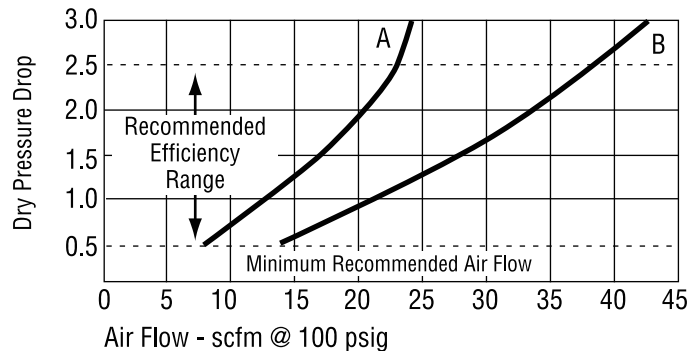
#### Overnight Drains

When a compressed air system is shut down, an overnight drain clears accumulated condensate from a filter bowl when the pressure falls to 3 psig or less.

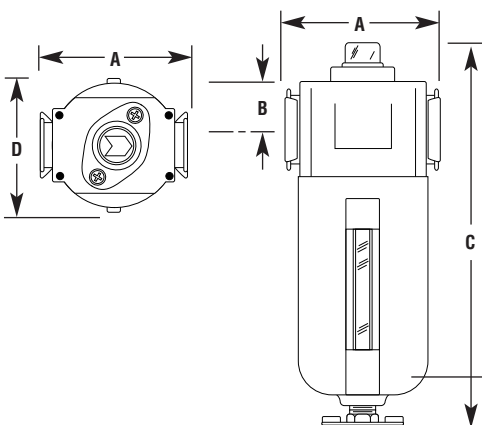
- K** Overnight drain for metal bowl . . . . . F552KW
- Twist to manually drain.*

For Metal Bowl without sight delete W

### PERFORMANCE CHARACTERISTICS



A. F552  
B. F553  
F554



### DIMENSIONS

PIPE SIZE	MODEL NO.	MAX. FLOW SCFM*	BOWL CAPACITY	DIMENSIONS (INCHES)				WEIGHT (LBS.)
				A	B	C	D	
1/4"	F552W	24	6 oz.	2 <sup>3</sup> / <sub>4</sub>	3/4	7 <sup>5</sup> / <sub>8</sub>	2 <sup>1</sup> / <sub>2</sub>	1.7
3/8"	F553W	37	6 oz.	2 <sup>3</sup> / <sub>4</sub>	3/4	7 <sup>5</sup> / <sub>8</sub>	2 <sup>1</sup> / <sub>2</sub>	1.7
1/2"	F554W	37	6 oz.	2 <sup>3</sup> / <sub>4</sub>	3/4	7 <sup>5</sup> / <sub>8</sub>	2 <sup>1</sup> / <sub>2</sub>	1.7

\* Flow scfm based on 2.5 psi Δ p @ 100 psig inlet.

## MidFlow Coalescing Filters



### SPECIFICATIONS

#### Metal Bowl

- Zinc, black E coated
- Max. pressure 250 psig
- Operating temperature range 40°F to 160°F

#### Metal Bowl with Sight

- Zinc, black E coated
- Max. pressure 250 psig
- Operating temperature range 40°F to 160°F

**Internal Float Drain** Note: limits bowl temperature and pressure ratings

- Operating pressure range 30 to 175 psig
- Operating temperature range 40°F to 120°F

**Body** Black E coated aluminum

**Baffle** plastic

**Seals** Buna N

#### Elements

- .03 micron borosilicate glass fiber  
D.O.P. Efficiency: 99.97%, Particle size removal, Remaining oil content by wt.: .015 PPM

- .01 micron borosilicate glass fiber, D.O.P. Efficiency: 99.999%, Particle size removal, Remaining oil content by wt.: .0005 PPM

### KITS

- Internal float drain kit . . . . . 5200
- Overnight Metal (K) . . . . . CKFK

### Bowl Kits

- 10 oz. with sight . . . . . BKF47W
- 10 oz. without sight . . . . . BKF47M
- 20 oz. with sight . . . . . BKF48W
- 20 oz. without sight . . . . . BKF48M

### Element Kits

- .03 micron . . . . . EK57
- .01 micron . . . . . EK58
- .03 micron . . . . . EK57A
- .01 micron . . . . . EK58A

### Repair Kits

- Repair kit . . . . . RKF47, RKF48
- Replacement sight kit . . . . . WK57
- Indicator Pop-up kit . . . . . DPK-05

### Mounting Kit see page 64

- Mounting kit . . . . . FBK7

### FEATURES

- .03 micron fiber element
- Pop-up indicator indicates abnormal condition such as plugged element or excessive flow. Critical protection requires changing element at regular intervals.
- Low pressure drop
- 10 oz. or 20 oz. black coated metal bowl with liquid level sight
- Manual 1/8" NPT twist drain

### OPTIONS

add suffix to part number in alpha order

**A** .01 micron element . . . . . F574AW

#### Float Drain

**F** Internal float drain . . . . . F574FW

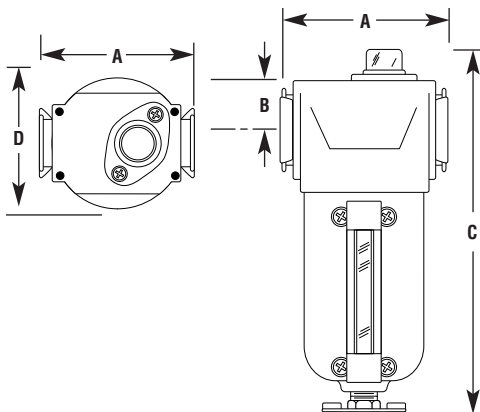
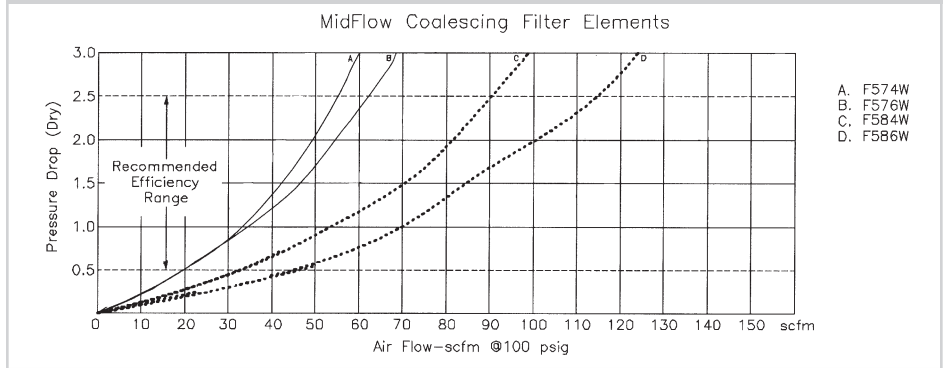
### Overnight Drains

When a compressed air system is shut down, an overnight drain clears accumulated condensate from a filter bowl when the pressure falls to 3 psig or less.

**K** Overnight drain for metal bowl . . . . . F574KW  
*Twist to manually drain.*

**M** Black coated metal bowl . . . . . F574M

### PERFORMANCE CHARACTERISTICS



### DIMENSIONS

PIPE SIZE	MODEL NO.	MAX. FLOW SCFM*	BOWL CAPACITY	DIMENSIONS (INCHES)				WEIGHT (LBS.)
				A	B	C	D	
1/2"	F574W	55	10	3 3/4	1 1/8	8 1/4	3	2.7
1/2"	F584W	90	20	3 3/4	1 1/8	11 1/2	3	3.6
3/4"	F576W	60	10	3 3/4	1 1/8	8 1/4	3	2.7
3/4"	F586W	110	20	3 3/4	1 1/8	11 1/2	3	3.6

\* Flow scfm based on 2.5 psi Δ p @ 100 psig inlet.

## High Flow Coalescing Filters



### FEATURES

- .03 micron fiber element
- Manual 1/8" NPT twist drain
- Low pressure drop

### OPTIONS

add suffix to part number in alpha and numeric order

- A** .01 micron element . . . . . F505-06A
- D** Differential pressure gauge . F508-10D

### Float Drain

- F** Internal float drain . . . . . F505-06FW

### Overnight Drains

When a compressed air system is shut down, an overnight drain clears accumulated condensate from a filter bowl when the pressure falls to 3 psig or less.

- K** Overnight drain for metal bowl . . . . . F508-08KW  
*Twist to manually drain.*

For Metal Bowl without sight delete W

### SPECIFICATIONS

#### Metal Bowl

- Zinc, black E coated
- Max. pressure 250 psig
- Operating temperature range 40°F to 160°F

#### Metal Bowl with sight

- Zinc, black E coated
- Max. supply pressure 250 psig
- Operating temperature range 40°F to 160°F

#### Internal Float Drain

- Buna N float

Note: limits bowl temperature and pressure rating

- Operating pressure range 30 to 175 psig
- Operating temperature range 40°F to 120°F

**Body** black E coated aluminum

**Baffle** aluminum

**Seals** Buna N

### Elements

- .03 micron borosilicate glass filter  
D.O.P. Efficiency: 99.97%, Particle size removal, Remaining oil content by wt.: .015 PPM
- .01 micron borosilicate glass filter  
D.O.P. Efficiency: 99.999%, Particle size removal, Remaining oil content by wt.: .0005 PPM

### KITS

- Internal float drain kit . . . . . 5200
- Overnight Drain Kit (K) . . . . . CKFK
- Pop-up indicator kit . . . . . DPK-05

### Bowl Kits

- Metal with sight F505 . . . . . BKF329W
- Metal without sight F505 . . . . . BKF329M
- Metal with sight F508 . . . . . BKF364W
- Metal without sight F508 . . . . . BKF364M

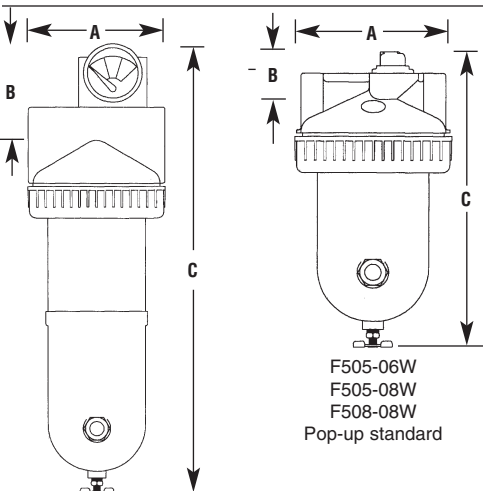
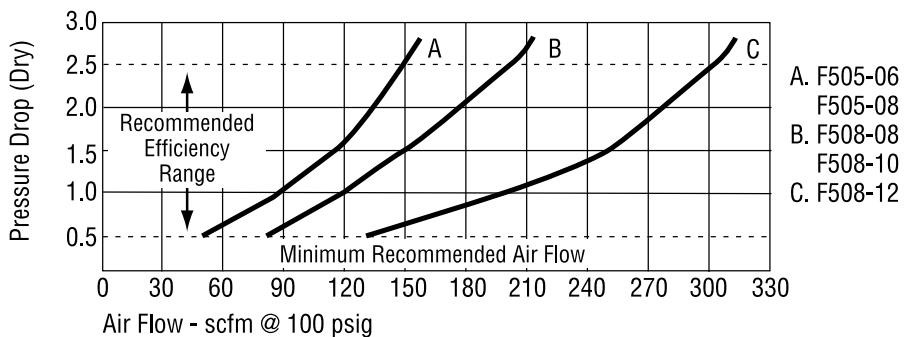
### Element Kits

- .03 micron 505 . . . . . EKF505
- .01 micron 505 . . . . . EKF505A
- .03 micron 508 . . . . . EKF508
- .01 micron 508 . . . . . EKF508A

### Repair Kits

- Repair kit 505 . . . . . RKF505
- Repair kit 508 . . . . . RKF508
- Replacement sight kit . . . . . WK35

### PERFORMANCE CHARACTERISTICS



F508-10DW, F508-12DW  
Optional ΔP Gauge

### DIMENSIONS

PIPE SIZE	MODEL NO.	BOWL CAPACITY	MAX. FLOW SCFM*	DIMENSIONS (INCHES)			WEIGHT (LBS.)
				A	B	C	
3/4"	F505-06W	29 oz.	150	4 <sup>7</sup> / <sub>8</sub>	1 <sup>3</sup> / <sub>16</sub>	9 <sup>13</sup> / <sub>32</sub>	3.7
1"	F505-08W	29 oz.	150	4 <sup>7</sup> / <sub>8</sub>	1 <sup>3</sup> / <sub>16</sub>	9 <sup>13</sup> / <sub>32</sub>	3.7
1"	F508-08W	60 oz.	200	4 <sup>7</sup> / <sub>8</sub>	1 <sup>3</sup> / <sub>16</sub>	14 <sup>13</sup> / <sub>32</sub>	6.0
1 <sup>1</sup> / <sub>4</sub> "	F508-10W	60 oz.	200	5 <sup>5</sup> / <sub>32</sub>	3 <sup>3</sup> / <sub>4</sub>	16 <sup>3</sup> / <sub>4</sub>	6.3
1 <sup>1</sup> / <sub>2</sub> "	F508-12W	60 oz.	310	5 <sup>5</sup> / <sub>32</sub>	3 <sup>3</sup> / <sub>4</sub>	16 <sup>3</sup> / <sub>4</sub>	6.3

\* Flow scfm based on 2.5 psi Δ p @ 100 psig inlet.

## High Flow Coalescing Filters



Gauge Optional

### FEATURES

- .03 micron fiber element
- Low pressure drop
- Manual 1/4" NPT twist drain

### OPTIONS

add suffix to part number in alpha order

- A** .01 micron element . . . . . F510-08A
- D** Differential pressure gauge . F510-08D
- T** External Float Drain . . . . . F510-08T
- W** Metal bowl  
with sight glass . . . . . F510-08W

### SPECIFICATIONS

#### Metal Bowl

- Black coated aluminum
- Max. pressure 250 psig
- Operating temperature range 40°F to 160°F

#### Metal Bowl with Sight

- Black coated aluminum
- Max. pressure 250 psig
- Operating temperature range 40°F to 160°F

**Body** Black coated aluminum

**Baffle** plastic

**Seals** Buna N

#### Elements

- .03 micron borosilicate glass fiber  
D.O.P. Efficiency: 99.97%, Particle size removal, Remaining oil content by wt.: .015 PPM
- .01 micron borosilicate glass fiber  
D.O.P. Efficiency: 99.999%, Particle size removal, Remaining oil content by wt.: .0005 PPM

### KITS

- Float for External Drain . . . . . 5200
- Drain Trap Kit . . . . . DKTF2

#### Bowl Kits

- Metal with sight . . . . . BKF510W
- Metal without sight . . . . . BKF510
- Metal with sight . . . . . BKF518W
- Metal without sight . . . . . BKF518
- Metal with sight . . . . . BKF528W
- Metal without sight . . . . . BKF528

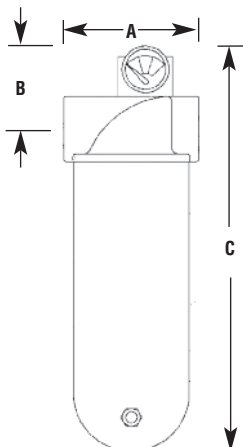
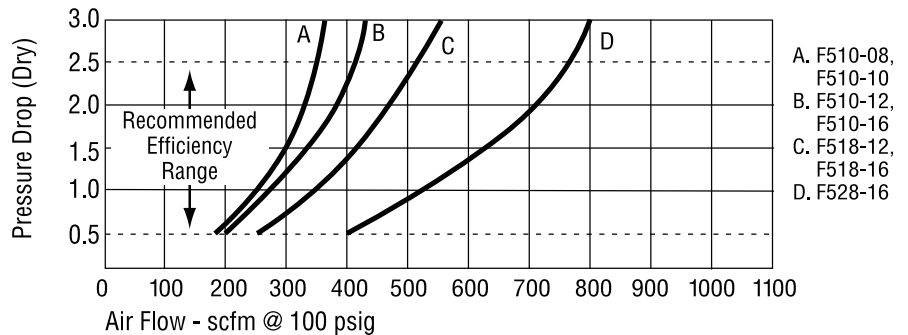
#### Element Kits

- .03 micron . . . . . EKF510, EKF518, EKF528
- .01 micron . . . . . EKF510A, EKF518A, EKF528A

#### Repair Kits

- Repair kit . . . . . RKF511, RKF519, RKF529
- Replacement sight kit . . . . . BSF510

### PERFORMANCE CHARACTERISTICS



### DIMENSIONS

PIPE SIZE	MODEL NO.	BOWL CAPACITY	MAX. FLOW SCFM*	DIMENSIONS (INCHES)			WEIGHT (LBS.)
				A	B	C	
1"	F510-08	100 oz.	310	6½	2	21	16
1¼"	F510-10	100 oz.	310	6½	2	21	16
1½"	F510-12	100 oz.	415	6½	2	21	16
1½"	F518-12	200 oz.	515	6½	2	28¾	19
2"	F510-16	100 oz.	415	6½	2	21	16
2"	F518-16	200 oz.	515	6½	2	28¾	19
2"	F528-16	300 oz.	765	6½	2	39	23

\* Flow scfm based on 2.5 psi Δ p @ 100 psig inlet.

## High Flow Coalescing Filters



Gauge Optional

### FEATURES

- .03 micron fiber element
- Low pressure drop
- Manual 1/4" NPT twist drain

### OPTIONS

add suffix to part number in alpha order

- A** .01 micron element . . . . . F511-24A
- D** Differential pressure gauge . . F511-24D
- T** External Float Drain . . . . . F511-24T
- W** Metal bowl  
with sight glass . . . . . F511-24W

### SPECIFICATIONS

#### Metal Bowl

- Black coated aluminum
- Max. pressure 250 psig
- Operating temperature range 40°F to 160°F

#### Metal Bowl with Sight

- Black coated aluminum
- Max. pressure 250 psig
- Operating temperature range 40°F to 160°F

**Body** Black coated aluminum

**Baffle** plastic

**Seals** Buna N

#### Elements

- .03 micron borosilicate glass fiber  
D.O.P. Efficiency: 99.97%, Particle size removal, Remaining oil content by wt.: .015 PPM
- .01 micron borosilicate glass fiber  
D.O.P. Efficiency: 99.999%, Particle size removal, Remaining oil content by wt.: .0005 PPM

### KITS

- Float for External Drain . . . . . 5200
- Drain Trap Kit . . . . . DKTF2

### Bowl Kits

- Metal with sight . . . . . BKF510W
- Metal without sight . . . . . BKF510
- Metal with sight . . . . . BKF518W
- Metal without sight . . . . . BKF518
- Metal with sight . . . . . BKF529W
- Metal without sight . . . . . BKF529

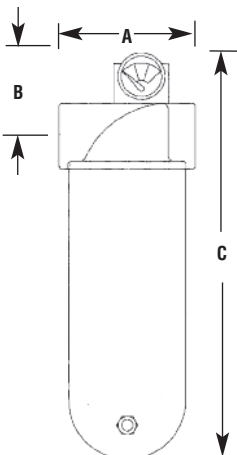
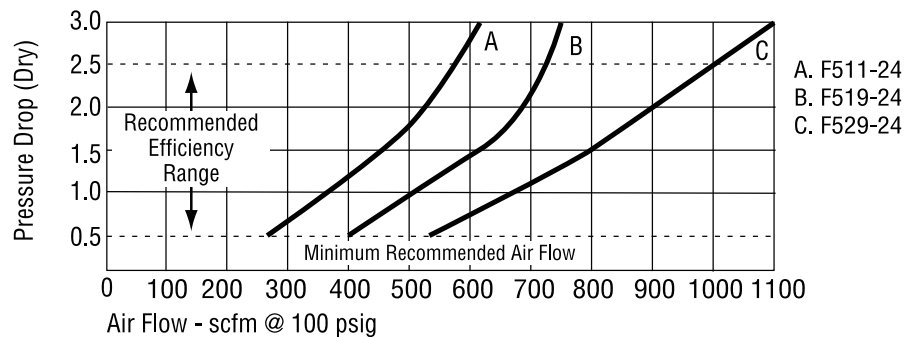
### Element Kits

- .03 micron . . . . . EKF511  
Clear net no color . . . . . EKF519  
EKF529
- .01 micron . . . . . EKF511A  
EKF519A  
EKF529A

### Repair Kits

- Repair kit . . . . . RKF511  
RKF519  
RKF529
- Replacement sight kit . . . . . BSF510

### PERFORMANCE CHARACTERISTICS



### DIMENSIONS

PIPE SIZE	MODEL NO.	BOWL CAPACITY	MAX. FLOW SCFM*	DIMENSIONS (INCHES)			WEIGHT (LBS.)
				A	B	C**	
3"	F511-24	100 oz.	620	7 <sup>5</sup> / <sub>8</sub>	2 <sup>1</sup> / <sub>4</sub>	22 <sup>11</sup> / <sub>16</sub>	21
3"	F519-24	200 oz.	770	7 <sup>5</sup> / <sub>8</sub>	2 <sup>1</sup> / <sub>4</sub>	31 <sup>3</sup> / <sub>16</sub>	24
3"	F529-24	300 oz.	1100	7 <sup>5</sup> / <sub>8</sub>	2 <sup>1</sup> / <sub>4</sub>	41 <sup>7</sup> / <sub>16</sub>	28

\* Flow scfm based on 2.5 psi Δ p @ 100 psig inlet.

\*\* Add 3/4" to height (c) if ordered with gauge



## Tri•Star Adsorber Filters



### SPECIFICATIONS

#### Metal Bowl

- Zinc, black E coated
- Max. pressure 250 psig
- Operating temperature range 40°F to 160°F

#### Metal Bowl with Sight

- Zinc black E coated
- Max. pressure 250 psig
- Operating temperature range 40°F to 160°F

#### Element

- Multi-wrapped layers of impregnated activated charcoal particles to increase purification qualities. If the compressed air has been prepared by a suitable refrigerated dryer and F5A Coalescer filter, the F6 Absorber will insure oil concentrations of .0015 PPM by weight. In all cases, an F5 Coalescer must precede an F6 Absorber. To prevent any particle migration downstream an F3 with 3 micron element should be installed downstream for total system protection.

**Body** Black E coated aluminum

**Baffle** plastic

**Seals** Buna N

#### Bowl Kits

- Metal bowl without sight . . . . BKF45M
- Metal bowl with sight. . . . . BKF45W

#### Element Kits

- Charcoal wrapped 2-pack . . . EK65
- Clear net no color

#### Repair Kits

- Repair kit . . . . . RKF45
- Replacement sight kit . . . . . WK45
- Indicator Pop-up kit . . . . . DPK-05

**Mounting Kit** see page 64

- Mounting kit . . . . . FBK5

### APPLICATIONS

- Food plants
- Pharmaceutical
- Instrumentation

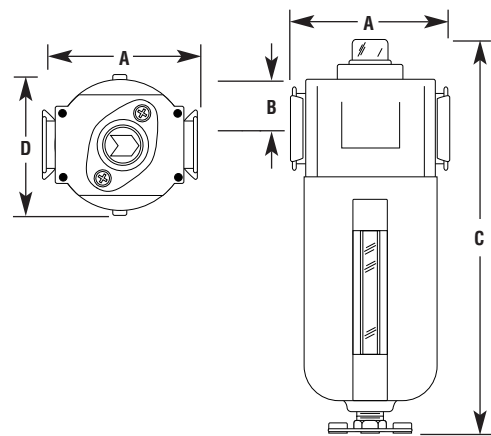
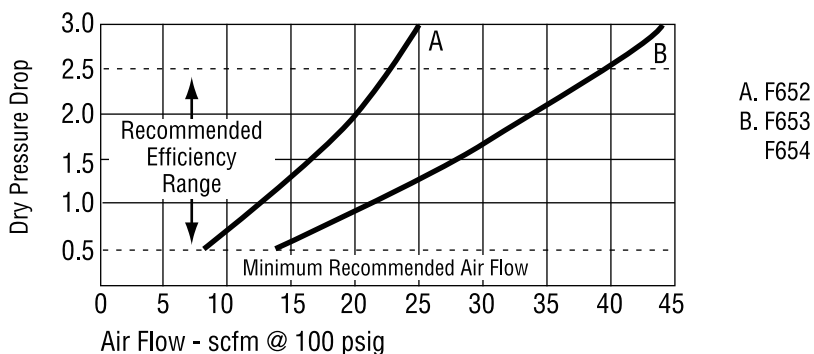
### FEATURES

- Protects end processes from gaseous oil contamination and rids compressed air of offensive oily odors
- Removes hydrocarbons for use in analytical instruments
- Low pressure drop
- Pop-up indicator indicates abnormal condition such as plugged element or excessive flow. Critical protection requires changing element at regular intervals.
- 6 oz. black coated metal bowl with liquid level sight
- Black coated aluminum housing
- Manual 1/8" NPT twist drain
- In-line or modular installation

### OPTIONS

For Metal Bowl without sight delete W

### PERFORMANCE CHARACTERISTICS



### DIMENSIONS

PIPE SIZE	MODEL NO.	MAX. FLOW SCFM*	BOWL CAPACITY	DIMENSIONS (INCHES)				WEIGHT (LBS.)
				A	B	C	D	
1/4"	F652W	24	6 oz.	2 <sup>3</sup> / <sub>4</sub>	3/4	7 <sup>5</sup> / <sub>8</sub>	2 <sup>1</sup> / <sub>2</sub>	1.7
3/8"	F653W	37	6 oz.	2 <sup>3</sup> / <sub>4</sub>	3/4	7 <sup>5</sup> / <sub>8</sub>	2 <sup>1</sup> / <sub>2</sub>	1.7
1/2"	F654W	37	6 oz.	2 <sup>3</sup> / <sub>4</sub>	3/4	7 <sup>5</sup> / <sub>8</sub>	2 <sup>1</sup> / <sub>2</sub>	1.7

\* Flow scfm based on 2.5 psi Δ p @ 100 psig inlet.

## MidFlow Adsorber Filters



### SPECIFICATIONS

#### Metal Bowl

- Zinc black E coated
- Max. pressure 250 psig
- Operating temperature range 40°F to 160°F

#### Metal Bowl with Sight

- Zinc black E coated
- Max. pressure 250 psig
- Operating temperature range 40°F to 160°F

#### Element

- Multi-wrapped layers of impregnated activated charcoal particles to increase purification qualities. If the compressed air has been prepared by a suitable refrigerated dryer and F5A coalescer filter, the F6 Absorber will insure oil concentrations of .0015 PPM by weight. In all cases, an F5 coalescer must precede an F6 Absorber. To prevent any particle migration downstream an F3 with 3 micron element should be installed downstream for total system protection.

**Body** Black E coated aluminum

**Baffle** plastic

**Seals** Buna N

#### Bowl Kits

- Metal bowl without sight . . . . BKF47M
- Metal bowl with sight. . . . . BKF47W

#### Element Kits

- Charcoal wrapped . . . . . EK67, EK68

#### Repair Kits

- Repair kit . . . . . RKF47, RKF48
- Replacement sight kit . . . . . WK57
- Indicator Pop-up kit. . . . . DPK-05

**Mounting Kit** see page 64

- Mounting kit . . . . . FBK7

### APPLICATIONS

- Food plants
- Pharmaceutical
- Instrumentation

### FEATURES

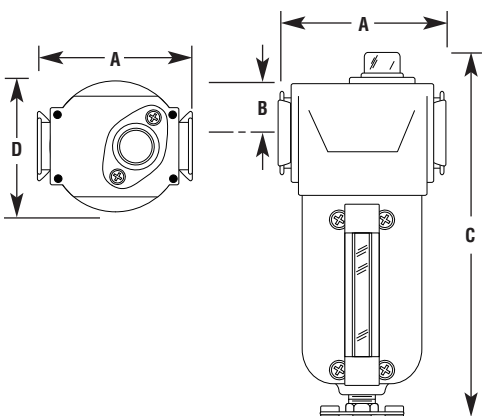
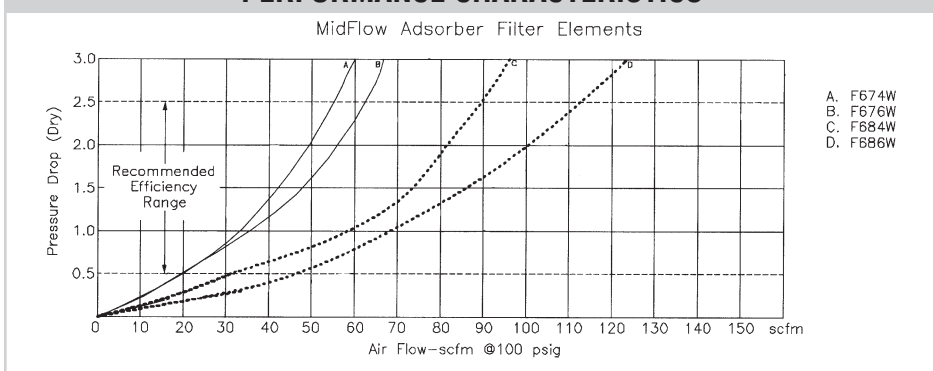
- Protects end processes from gaseous oil contamination and rids compressed air of offensive oily odors
- Removes hydrocarbons for use in analytical instruments
- Low pressure drop
- Pop-up indicator indicates abnormal condition such as plugged element or excessive flow. Critical protection requires changing element at regular intervals.
- 10 oz./20 oz. black coated metal bowl with liquid level sight
- Black coated aluminum housing
- Manual 1/8" NPT twist drain

### OPTIONS

add suffix to part number in alpha order

- M** Metal bowl without sight glass . . . . . F674M

### PERFORMANCE CHARACTERISTICS



### DIMENSIONS

PIPE SIZE	MODEL NO.	MAX. FLOW SCFM*	BOWL CAPACITY	DIMENSIONS (INCHES)				WEIGHT (LBS.)
				A	B	C	D	
1/2"	F674W	56	10 oz.	3 <sup>3</sup> / <sub>4</sub>	1 <sup>1</sup> / <sub>8</sub>	8 <sup>1</sup> / <sub>4</sub>	3	2.7
1/2"	F684W	90	20 oz.	3 <sup>3</sup> / <sub>4</sub>	1 <sup>1</sup> / <sub>8</sub>	11 <sup>1</sup> / <sub>2</sub>	3	3.8
3/4"	F676W	60	10 oz.	3 <sup>3</sup> / <sub>4</sub>	1 <sup>1</sup> / <sub>8</sub>	8 <sup>1</sup> / <sub>4</sub>	3	2.7
3/4"	F686W	110	20 oz.	3 <sup>3</sup> / <sub>4</sub>	1 <sup>1</sup> / <sub>8</sub>	11 <sup>1</sup> / <sub>2</sub>	3	3.8

\* Flow scfm based on 2.5 psi Δ p @ 100 psig inlet.

**F6**

# High Flow Adsorber Filters



## SPECIFICATIONS

### Metal Bowl

- Steel, black E coated
- Max. pressure 250 psig
- Operating temperature range 40°F to 160°F

### Metal Bowl with sight

- Steel, black E coated
- Max. pressure 250 psig
- Operating temperature range 40°F to 160°F

### Element

- Multi-wrapped layers of impregnated activated charcoal particles to increase purification qualities. If the compressed air has been prepared by a suitable refrigerated dryer and F5A Coalescer filter, the F6 Absorber will insure oil concentrations of .0015 PPM by weight. In all cases, an F5 Coalescer must precede an F6 Absorber. To prevent any particle migration downstream an F3 with 3 micron element should be installed downstream for total system protection.

**Body** Black E coated aluminum**Baffle** aluminum**Seals** Buna N

### Bowl Kits

- Metal bowl with sight . . . . . BKF329W
- Metal bowl without sight . . . . . BKF329M
- Metal bowl with sight . . . . . BKF364W
- Metal bowl without sight . . . . . BKF364

### Element Kits

- Charcoal wrapped 605 . . . . . EKF605
- Charcoal wrapped 608 . . . . . EKF608

### Repair Kit

- Repair kit . . . . . RKF505  
RKF508
- Replacement sight kit . . . . . WK35
- Indicator pop-up kit . . . . . DPK-05

## APPLICATIONS

- Food plants
- Pharmaceutical
- Instrumentation

## FEATURES

- Protects end processes from gaseous oil contamination and rids compressed air of offensive oily odors
- Removes hydrocarbons for use in analytical instruments
- Low pressure drop
- Black coated bowl
- Manual 1/8" NPT twist drain

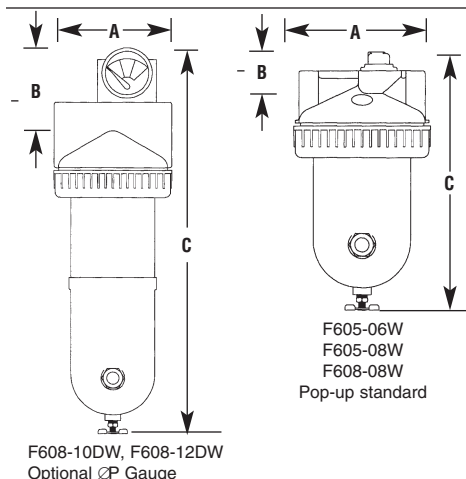
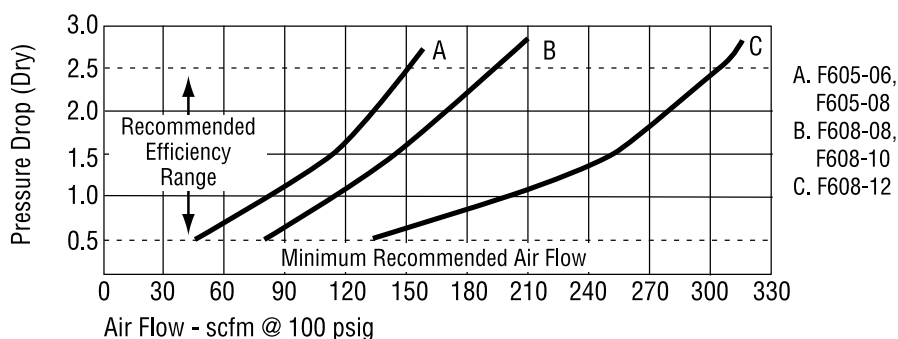
## OPTIONS

add suffix to part number in alpha order

**D** Differential pressure gauge . . F608-10D

For Metal Bowl without sight delete W

## PERFORMANCE CHARACTERISTICS



## DIMENSIONS

PIPE SIZE	MODEL NO.	BOWL CAPACITY	MAX. FLOW SCFM*	DIMENSIONS (INCHES)			WEIGHT (LBS.)
				A	B	C	
3/4"	F605-06W	29 oz.	185	4 <sup>7</sup> / <sub>8</sub>	1 <sup>3</sup> / <sub>16</sub>	9 <sup>13</sup> / <sub>32</sub>	3.7
1"	F605-08W	29 oz.	185	4 <sup>7</sup> / <sub>8</sub>	1 <sup>3</sup> / <sub>16</sub>	9 <sup>13</sup> / <sub>32</sub>	3.7
1"	F608-08W	60 oz.	300	4 <sup>7</sup> / <sub>8</sub>	1 <sup>3</sup> / <sub>16</sub>	14 <sup>13</sup> / <sub>32</sub>	6.0
1 <sup>1</sup> / <sub>4</sub> "	F608-10W	60 oz.	300	5 <sup>1</sup> / <sub>4</sub>	1 <sup>1</sup> / <sub>2</sub>	16 <sup>3</sup> / <sub>4</sub>	6.3
1 <sup>1</sup> / <sub>2</sub> "	F608-12W	60 oz.	400	5 <sup>1</sup> / <sub>4</sub>	1 <sup>1</sup> / <sub>2</sub>	16 <sup>3</sup> / <sub>4</sub>	6.3

\* Flow scfm based on 2.5 psi Δ p @ 100 psig inlet.

## High Flow Adsorber Filters



Gauge Optional

### FEATURES

- Protects end processes from gaseous oil contamination and rids compressed air of offensive oily odors
- Removes hydrocarbons for use in analytical instruments
- Low pressure drop
- Manual 1/4" NPT twist drain

### OPTIONS

add suffix to part number in alpha order

- D** Differential pressure gauge . F610-10D
- T** External Float Drain . . . . . F610-10T
- W** Metal bowl  
with sight glass . . . . . F610-10W

### SPECIFICATIONS

#### Metal Bowl

- Black coated aluminum
- Max. pressure 250 psig
- Operating temperature range 40°F to 160°F

#### Metal Bowl with Sight

- Black coated aluminum
- Max. pressure 250 psig
- Operating temperature range 40°F to 160°F

**Body** Black coated aluminum

**Baffle** plastic

**Seals** Buna N

#### Element

- Multi-wrapped layers of impregnated activated charcoal particles to increase purification qualities. If the compressed air has been prepared by a suitable refrigerated dryer and F5A Coalescer filter, the F6 Absorber will insure oil concentrations of .0015 PPM by weight. In all cases, an F5 Coalescer must precede an F6 Absorber. To prevent any particle migration downstream an F3 with 3 micron element should be installed downstream for total system protection.

### KITS

- Float for External Drain . . . . . 5200
- Drain Trap Kit . . . . . DKTF2

### Bowl Kits

- Metal bowl with sight. . . . . BKF510W
- Metal bowl without sight . . . . BKF510M
- Metal bowl with sight. . . . . BKF518W
- Metal bowl without sight . . . . BKF518M
- Metal bowl with sight. . . . . BKF528W
- Metal bowl without sight . . . . BKF528M

### Element Kits

- Charcoal wrapped . . . . . EKF610, EKF618, . . . . . EKF628

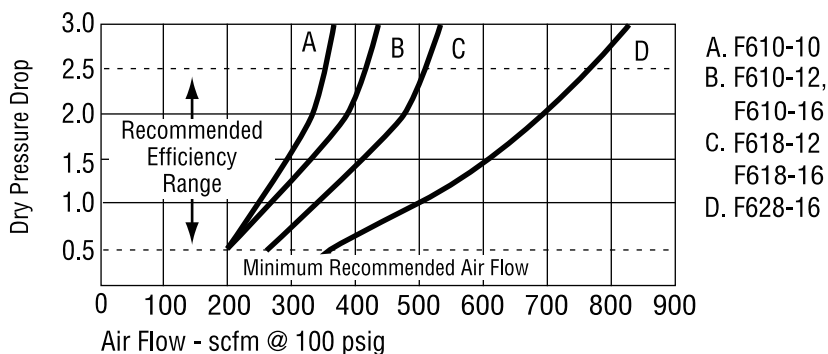
### Repair Kits

- Repair kit . . . . . RKF511  
RKF519  
RKF529
- Replacement sight kit . . . . . BSF510

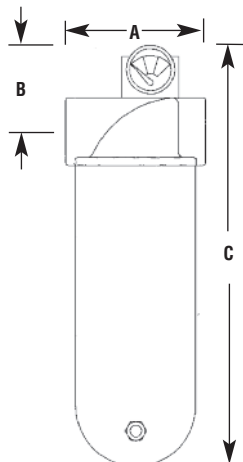
### APPLICATIONS

- Food plants
- Pharmaceutical
- Instrumentation

### PERFORMANCE CHARACTERISTICS



- A. F610-10
- B. F610-12, F610-16
- C. F618-12, F618-16
- D. F628-16



### DIMENSIONS

PIPE SIZE	MODEL NO.	BOWL CAPACITY	MAX. FLOW SCFM*	DIMENSIONS (INCHES)			WEIGHT (LBS.)
				A	B	C	
1"	F610-08	100 oz.	420	6½	2	21	16
1¼"	F610-10	100 oz.	420	6½	2	21	16
1½"	F610-12	100 oz.	475	6½	2	21	16
1½"	F618-12	200 oz.	590	6½	2	28¾	19
2"	F610-16	100 oz.	475	6½	2	21	16
2"	F618-16	200 oz.	590	6½	2	28¾	19
2"	F628-16	300 oz.	840	6½	2	39	23

\* Flow scfm based on 2.5 psi Δ p @ 100 psig inlet.



# High Flow Adsorber Filters



## SPECIFICATIONS

### Metal Bowl

- Black coated aluminum
- Max. pressure 250 psig
- Operating temperature range 40°F to 160°F

### Metal Bowl with Sight

- Black coated aluminum
- Max. pressure 250 psig
- Operating temperature range 40°F to 160°F

**Body** Black coated aluminum

**Baffle** plastic

**Seals** Buna N

### Element

- Multi-wrapped layers of impregnated activated charcoal particles to increase purification qualities. If the compressed air has been prepared by a suitable refrigerated dryer and F5A Coalescer filter, the F6 Absorber will insure oil concentrations of .0015 PPM by weight. In all cases, an F5 Coalescer must precede an F6 Absorber. To prevent any particle migration downstream an F3 with 3 micron element should be installed downstream for total system protection.

## KITS

- Float for External Drain . . . . . 5200
- Drain Trap Kit . . . . . DKTF2

## Bowl Kits

- Metal bowl with sight . . . . . BKF510W
- Metal bowl without sight . . . . . BKF510M
- Metal bowl with sight . . . . . BKF518W
- Metal bowl without sight . . . . . BKF518M
- Metal bowl with sight . . . . . BKF528W
- Metal bowl without sight . . . . . BKF528M

## Element Kits

- Charcoal wrapped . . . . . EKF611, EKF619, EKF629

## Repair Kits

- Repair kit . . . . . RKF511, RKF519, RKF529
- Replacement sight kit . . . . . BSF510

## APPLICATIONS

- Food plants
- Pharmaceutical
- Instrumentation

## FEATURES

- Protects end processes from gaseous oil contamination and rids compressed air of offensive oily odors
- Removes hydrocarbons for use in analytical instruments
- Low pressure drop
- Manual 1/4" NPT twist drain

## OPTIONS

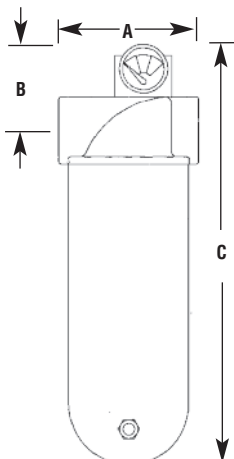
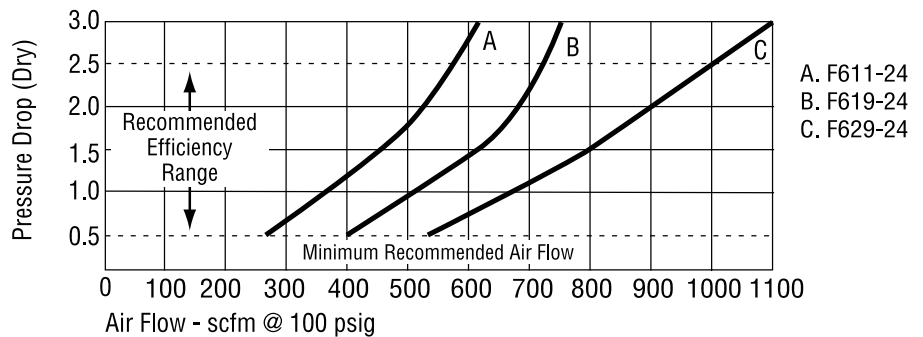
add suffix to part number in alpha order

**D** Differential pressure gauge . . . F611-24D

**T** External Float Drain . . . . . F611-24T

**W** Metal bowl with sight glass . . . . . F611-24W

## PERFORMANCE CHARACTERISTICS



## DIMENSIONS

PIPE SIZE	MODEL NO.	BOWL CAPACITY	MAX. FLOW SCFM*	DIMENSIONS (INCHES)			WEIGHT (LBS.)
				A	B	C	
3"	F611-24	100 oz.	620	7 <sup>5</sup> / <sub>8</sub>	2 <sup>1</sup> / <sub>4</sub>	22 <sup>11</sup> / <sub>16</sub>	21
3"	F619-24	200 oz.	770	7 <sup>5</sup> / <sub>8</sub>	2 <sup>1</sup> / <sub>4</sub>	31 <sup>3</sup> / <sub>16</sub>	24
3"	F629-24	300 oz.	1100	7 <sup>5</sup> / <sub>8</sub>	2 <sup>1</sup> / <sub>4</sub>	41 <sup>7</sup> / <sub>16</sub>	28

\* Flow scfm based on 2.5 psi Δ p @ 100 psig inlet.

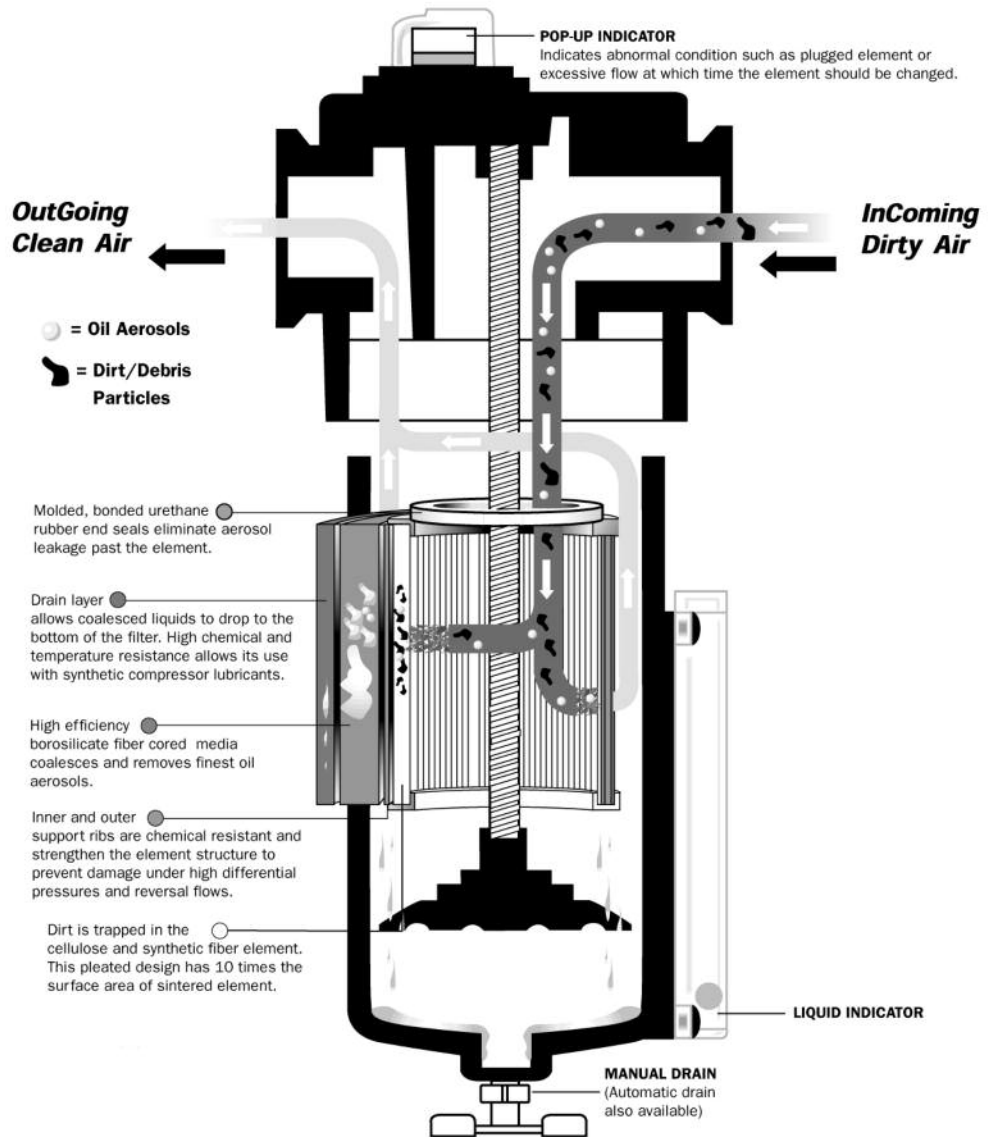




# TWO-IN-ONE FILTERS

The Arrow F7 Series Two-in-One Filter maximizes filter efficiency, extends element life and allows for easy maintenance.

Untreated air enters the filter and flows through the inside portion of the element where it is first filtered through a pleated, 3 micron absolute particulate element. This pleated element uses a large surface area to filter dirt and solid particles down to .3 micron in size with 95% efficiency. The air then travels through the .03 micron element which coalesces oil aerosols into liquid form. Oil removal occurs on the outer layer of the element and accumulates in the bowl sump.



## MidFlow Two-in-One Coalescing Filters



### SPECIFICATIONS

#### Metal Bowl

- Zinc, black E coated
- Max. pressure 250 psig
- Operating temperature range 40°F to 160°F

#### Metal Bowl with Sight

- Zinc, black E coated
- Max. pressure 250 psig
- Operating temperature range 40°F to 160°F

**Internal Float Drain** Note: limits bowl temperature and pressure ratings

- Operating pressure range 30 to 175 psig
- Operating temperature range 40°F to 120°F

**Body** Black E coated aluminum

**Baffle** plastic

**Seals** Buna N

#### Elements

- .03 micron borosilicate glass fiber D.O.P. Efficiency: 99.97%, Particle size removal, Remaining oil content by wt.: .015 PPM with 3 micron absolute protection

### KITS

- Internal float drain kit . . . . . 5200
- Overnight Metal (K) . . . . . CKFK

### Bowl Kits

- 10 oz. with sight . . . . . BKF47W
- 10 oz. without sight . . . . . BKF47M
- 20 oz. with sight . . . . . BKF48W
- 20 oz. without sight . . . . . BKF48M

### Element Kits

- .03 micron . . . . . EK77
- . . . . . EK78

### Repair Kits

- Repair kit . . . . . RKF47, RKF48
- Replacement sight kit . . . . . WK57
- Indicator Pop-up kit . . . . . DPK-05

**Mounting Kit** see page 64

- Mounting kit . . . . . FBK7

### FEATURES

- 3 Micron absolute protection for .03 micron coalescing element
- Pop-up indicator indicates abnormal condition such as plugged element or excessive flow. Critical protection requires changing element at regular intervals.
- Low pressure drop
- 10 oz. or 20 oz. black coated metal bowl with liquid level sight
- Manual 1/8" NPT twist drain

### OPTIONS

add suffix to part number in alpha order

#### Float Drain

**F** Internal float drain . . . . . F774FW

#### Overnight Drains

When a compressed air system is shut down, an overnight drain clears accumulated condensate from a filter bowl when the pressure falls to 3 psig or less.

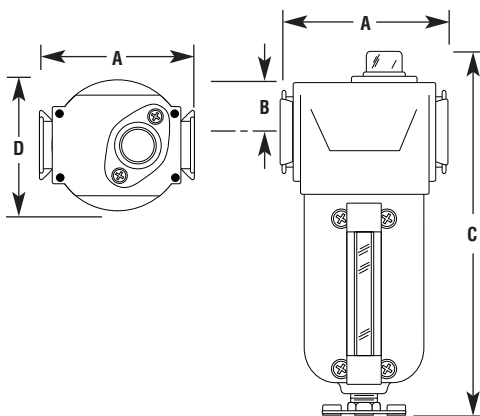
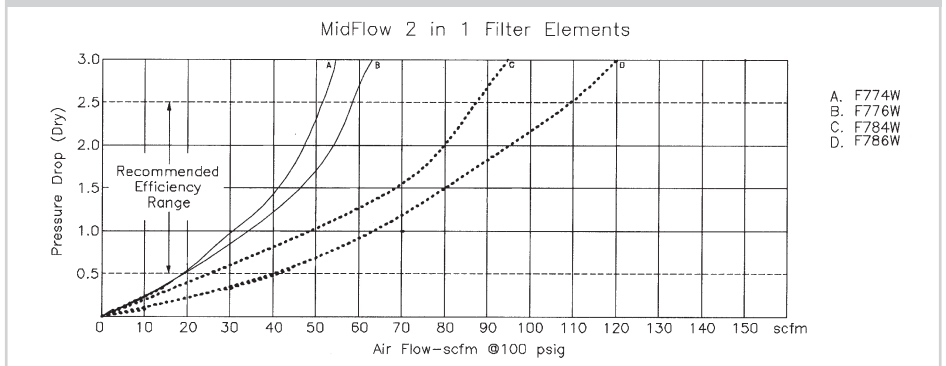
#### K Overnight drain for

metal bowl . . . . . F774KW

*Twist to manually drain.*

**M** Black coated metal bowl . . . F774M

### PERFORMANCE CHARACTERISTICS



### DIMENSIONS

PIPE SIZE	MODEL NO.	MAX. FLOW SCFM*	BOWL CAPACITY	DIMENSIONS (INCHES)				WEIGHT (LBS.)
				A	B	C	D	
1/2"	F774W	55	10	3 3/4	1 1/8	8 1/4	3	2.7
1/2"	F784W	90	20	3 3/4	1 1/8	11 1/2	3	3.6
3/4"	F776W	60	10	3 3/4	1 1/8	8 1/4	3	2.7
3/4"	F786W	110	20	3 3/4	1 1/8	11 1/2	3	3.6

\* Flow scfm based on 2.5 psi Δ p @ 100 psig inlet.

## High Flow Two-in-One Coalescing Filters



### FEATURES

- 3 Micron absolute protection for .03 micron coalescing element
- Manual 1/8" NPT twist drain
- Low pressure drop

### OPTIONS

add suffix to part number in alpha and numeric order

**D** Differential pressure gauge . F708-10D

### Float Drain

**F** Internal float drain . . . . . F705-06FW

### Overnight Drains

When a compressed air system is shut down, an overnight drain clears accumulated condensate from a filter bowl when the pressure falls to 3 psig or less.

**K** Overnight drain for metal bowl . . . . . F708-08KW  
*Twist to manually drain.*

For Metal Bowl without sight delete W

### SPECIFICATIONS

#### Metal Bowl

- Zinc, black E coated
- Max. pressure 250 psig
- Operating temperature range 40°F to 160°F

#### Metal Bowl with sight

- Zinc, black E coated
- Max. supply pressure 250 psig
- Operating temperature range 40°F to 160°F

#### Internal Float Drain

- Buna N float
- Note: limits bowl temperature and pressure rating
- Operating pressure range 30 to 175 psig
- Operating temperature range 40°F to 120°F

**Body** black E coated aluminum

**Baffle** aluminum

**Seals** Buna N

**Elements**

- .03 micron borosilicate glass fiber D.O.P. Efficiency: 99.97%, Particle size removal, Remaining oil content by wt.: .015 PPM with 3 micron absolute protection

### KITS

- Internal float drain kit . . . . . 5200
- Overnight Drain Kit (K) . . . . . CKFK

### Bowl Kits

- Metal with sight F505 . . . . . BKF329W
- Metal without sight F505 . . . . . BKF329M
- Metal with sight F508 . . . . . BKF364W
- Metal without sight F508 . . . . . BKF364M

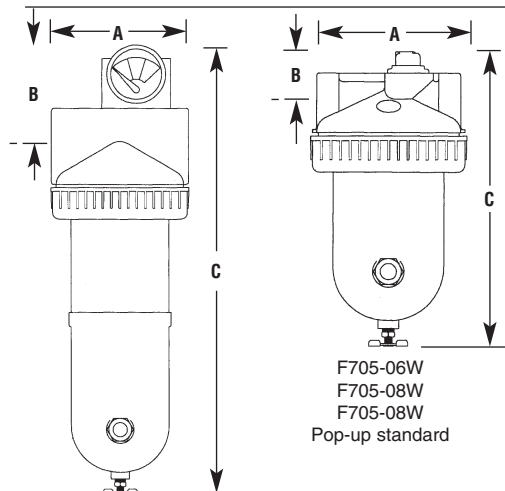
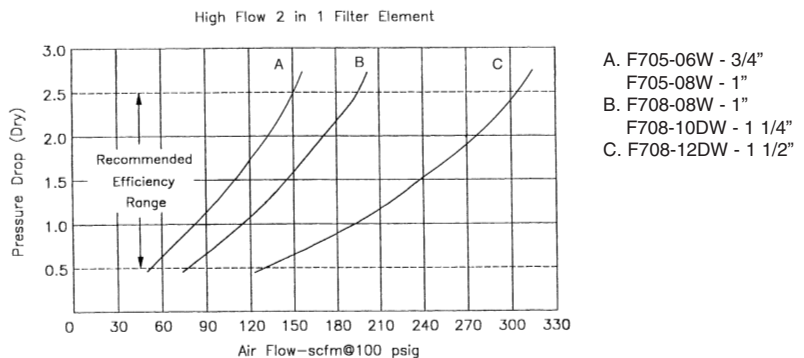
### Element Kits

- .03 micron 505 . . . . . EKF705
- .03 micron 508 . . . . . EKF708

### Repair Kits

- Repair kit 505 . . . . . RKF505
- Repair kit 508 . . . . . RKF508
- Replacement sight kit . . . . . WK35
- Indicator pop-up kit . . . . . DPK-05

### PERFORMANCE CHARACTERISTICS



F708-10W, F708-12W  
Optional ΔP Gauge

DIMENSIONS							
PIPE SIZE	MODEL NO.	BOWL CAPACITY	MAX. FLOW SCFM*	DIMENSIONS (INCHES)			WEIGHT (LBS.)
				A	B	C	
3/4"	F705-06W	29 oz.	150	4 <sup>7</sup> / <sub>8</sub>	1 <sup>3</sup> / <sub>16</sub>	9 <sup>13</sup> / <sub>32</sub>	3.7
1"	F705-08W	29 oz.	150	4 <sup>7</sup> / <sub>8</sub>	1 <sup>3</sup> / <sub>16</sub>	9 <sup>13</sup> / <sub>32</sub>	3.7
1"	F708-08W	60 oz.	200	4 <sup>7</sup> / <sub>8</sub>	1 <sup>3</sup> / <sub>16</sub>	14 <sup>13</sup> / <sub>32</sub>	6.0
1 1/4"	F708-10W	60 oz.	200	5 <sup>5</sup> / <sub>32</sub>	3 <sup>3</sup> / <sub>4</sub>	16 <sup>3</sup> / <sub>4</sub>	6.3
1 1/2"	F708-12W	60 oz.	310	5 <sup>5</sup> / <sub>32</sub>	3 <sup>3</sup> / <sub>4</sub>	16 <sup>3</sup> / <sub>4</sub>	6.3

\* Flow scfm based on 2.5 psi Δ p @ 100 psig inlet.



# High Flow Two-in-One Coalescing Filters



Gauge Optional

## FEATURES

- 3 Micron absolute protection for .03 micron coalescing element
- Low pressure drop
- Manual 1/4" NPT twist drain

## OPTIONS

add suffix to part number in alpha order

- D** Differential pressure gauge . F710-08D
- T** External Float Drain . . . . . F710-08T
- W** Metal bowl with sight glass . . . . . F710-08W

## SPECIFICATIONS

### Metal Bowl

- Black coated aluminum
- Max. pressure 250 psig
- Operating temperature range 40°F to 160°F

### Metal Bowl with Sight

- Black Coated aluminum
- Max. pressure 250 psig
- Operating temperature range 40°F to 160°F

**Body** Black coated aluminum

**Baffle** plastic

**Seals** Buna N

### Elements

- .03 micron borosilicate glass fiber  
D.O.P. Efficiency: 99.97%, Particle size removal, Remaining oil content by wt.: .015 PPM with 3 micron absolute protection

## KITS

- Float for External Drain . . . . . 5200
- Drain Trap Kit . . . . . DKTF2

### Bowl Kit

- Metal with sight . . . . . BKF510W
- Metal without sight . . . . . BKF510
- Metal with sight . . . . . BKF518W
- Metal without sight . . . . . BKF518
- Metal with sight . . . . . BKF528W
- Metal without sight . . . . . BKF528

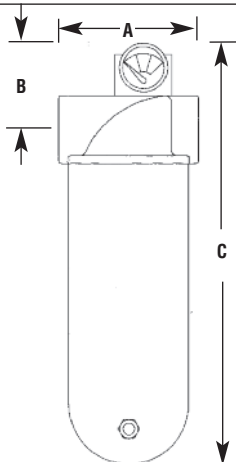
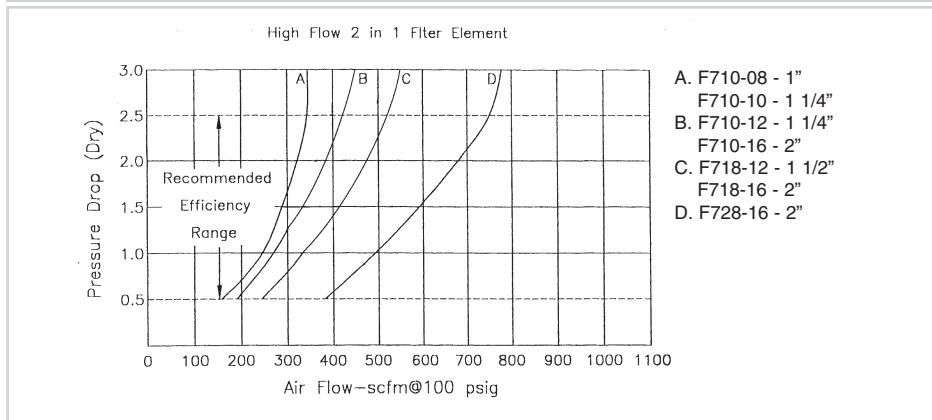
### Element Kits

- .03 micron . . . . . EKF710, . . . . . EKF718, EKF728

### Repair Kits

- Repair kit . . . . . RKF511, RKF519, RKF529
- Replacement sight kit . . . . . BSF510

## PERFORMANCE CHARACTERISTICS



## DIMENSIONS

PIPE SIZE	MODEL NO.	BOWL CAPACITY	MAX. FLOW SCFM*	DIMENSIONS (INCHES)			WEIGHT (LBS.)
				A	B	C	
1"	F710-08	100 oz.	310	6 1/2	2	21	16
1 1/4"	F710-10	100 oz.	310	6 1/2	2	21	16
1 1/2"	F710-12	100 oz.	415	6 1/2	2	21	16
1 1/2"	F718-12	200 oz.	515	6 1/2	2	28 3/4	19
2"	F710-16	100 oz.	415	6 1/2	2	21	16
2"	F718-16	200 oz.	515	6 1/2	2	28 3/4	19
2"	F728-16	300 oz.	765	6 1/2	2	39	23

\* Flow scfm based on 2.5 psi Δ p @ 100 psig inlet.

## High Flow Two-in-One Coalescing Filters



Gauge Optional

### FEATURES

- 3 Micron absolute protection for .03 micron coalescing element
- Low pressure drop
- Manual 1/4" NPT twist drain

### OPTIONS

add suffix to part number in alpha order

- D** Differential pressure gauge . F711-24D
- T** External Float Drain . . . . . F711-24T
- W** Metal bowl with sight glass . . . . . F711-24W

### SPECIFICATIONS

#### Metal Bowl

- Black coated aluminum
- Max. pressure 250 psig
- Operating temperature range 40°F to 160°F

#### Metal Bowl with Sight

- Black coated aluminum
- Max. pressure 250 psig
- Operating temperature range 40°F to 160°F

**Body** Black coated aluminum

**Baffle** plastic

**Seals** Buna N

#### Elements

- .03 micron borosilicate glass fiber
- D.O.P. Efficiency: 99.97%, Particle size removal, Remaining oil content by wt.: .015 PPM with 3 micron absolute protection

### KITS

- Float for External Drain . . . . . 5200
- Drain Trap Kit . . . . . DKTF2

### Bowl Kits

- Metal with sight . . . . . BKF510W
- Metal without sight . . . . . BKF510
- Metal with sight . . . . . BKF518W
- Metal without sight . . . . . BKF518
- Metal with sight . . . . . BKF528W
- Metal without sight . . . . . BKF528

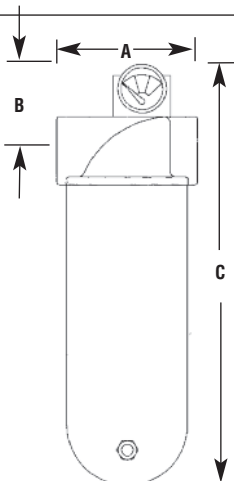
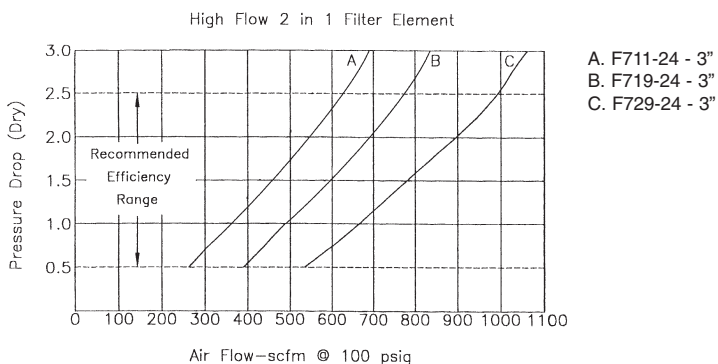
### Element Kits

- .03 micron . . . . . EKF711
- . . . . . EKF719
- . . . . . EKF729

### Repair Kits

- Repair kit . . . . . RKF511
- . . . . . RKF519
- . . . . . RKF529
- Replacement sight kit . . . . . BSF510

### PERFORMANCE CHARACTERISTICS



### DIMENSIONS

PIPE SIZE	MODEL NO.	BOWL CAPACITY	MAX. FLOW SCFM*	DIMENSIONS (INCHES)			WEIGHT (LBS.)
				A	B	C	
3"	F711-24	100 oz.	620	7 <sup>5</sup> / <sub>8</sub>	2 <sup>1</sup> / <sub>4</sub>	22 <sup>11</sup> / <sub>16</sub>	21
3"	F719-24	200 oz.	770	7 <sup>5</sup> / <sub>8</sub>	2 <sup>1</sup> / <sub>4</sub>	31 <sup>3</sup> / <sub>16</sub>	24
3"	F729-24	300 oz.	1100	7 <sup>5</sup> / <sub>8</sub>	2 <sup>1</sup> / <sub>4</sub>	41 <sup>7</sup> / <sub>16</sub>	28

\* Flow scfm based on 2.5 psi Δ p @ 100 psig inlet.



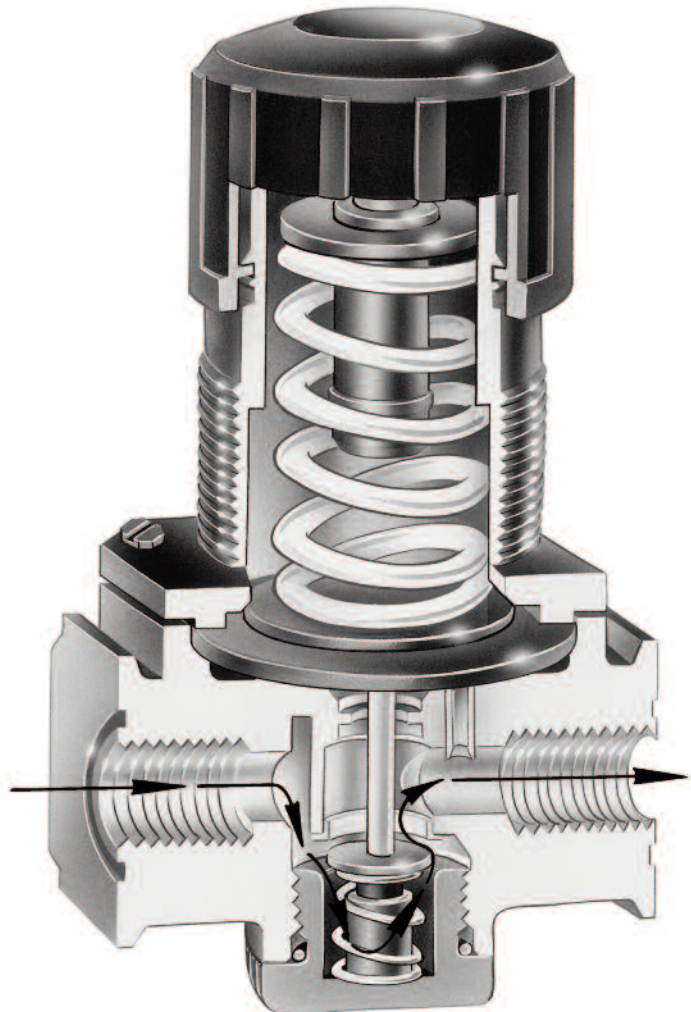


## REGULATORS

Pneumatic devices are designed to work at a certain pressure. Most devices will operate at pressures in excess of that recommended. However, operating at higher pressures can cause excess torque, force and wear and can waste compressed air. The best operation and life of the device can be obtained by using the proper pressure level. A regulator is used to reduce and maintain the pressure at a level suitable for the device.

Arrow's quality Regulators include the Miniature Series which are high performance, low cost regulators for the O.E.M. market and low flow applications up to 25 scfm. Arrow's Tri•Star Series are compact, lightweight regulators engineered for superior performance in a wide range of applications where air flow does not exceed 100 scfm. Arrow's Midflow Series regulators are compact and available in 3/8", 1/2", 3/4" & 1" with air flows exceeding 200 SCFM. Arrow's High Flow Series heavy duty regulators are for rigorous applications requiring constant pressure for flows up to 700 scfm.

The General Purpose Precision Series features state-of-the-art engineering for precision control in critical tolerance applications. The Arrow Precision Regulator lineup can be tailored to fit your specific needs. All Arrow regulators are easily panel mounted. All Arrow regulators are designed with a micro seat finish to ensure no reduced pressure creep.



## Miniature Air Regulators



### SPECIFICATIONS

#### Body

- Zinc, black E coated

#### Bonnet

- Glass filled nylon

#### Seals

- Buna N

#### Supply Pressure

- 250 psig

#### Operating Pressure Range

- 5 to 125 psig standard
- 3 to 60 psig optional
- 3 to 20 psig optional

#### Operating Temperature Range

- 40°F to 120°F

#### Gauge Ports

- 1/8" standard, full flow

### KITS

#### Panel Mounting Kit

- Ring only,  
panel hole size 1 3/16" . . . . . PK1611

#### Diaphragm Kits

- Relieving . . . . . RK260
- Non-relieving . . . . . RK260N

#### Bracket Kit see page 64

- Bracket and ring. . . . . BR1611

### FEATURES

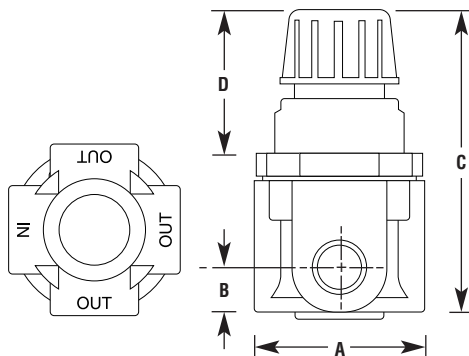
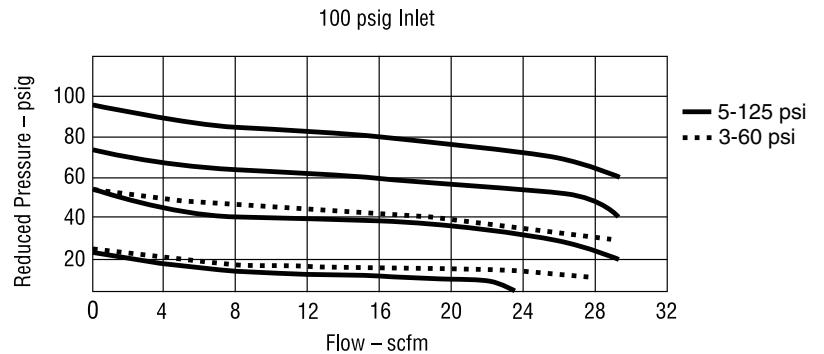
- Micro seat finish to ensure no reduced pressure creep
- Diaphragm operation
- Relieving style standard
- Three position non-rising adjustment knob; push to lock, pull to adjust, detach to make tamper resistant
- Easily panel mounted
- Tamper-proof cap included

### OPTIONS

add suffix to part number in alpha order

- B** 2-Position mechanical  
Lock Knob . . . . . R162B
- G** Gauge (5-160 psi) . . . . . R162G
- I** Instrument pressure . . . . . R162I  
3 to 20 psi adjustment
- L** Low pressure . . . . . R162L  
3 to 60 psi adjustment
- N** Non-relieving . . . . . R162N
- P** Panel mount . . . . . R162P
- U** No gauge ports . . . . . R162U

### PERFORMANCE CHARACTERISTICS



### DIMENSIONS

PIPE SIZE	MODEL NO.	MAX. FLOW SCFM	DIMENSIONS (INCHES)				WEIGHT (OZS.)
			A	B	C	D	
1/8"	R161	25	1 1/2	1/2	2 3/4	1 1/4	6
1/4"	R162	25	1 1/2	1/2	2 3/4	1 1/4	6

## Miniature Air Regulators



### SPECIFICATIONS

#### Body

- Glass filled nylon

#### Bonnet

- Glass filled nylon

#### Seals

- Buna N

#### Supply Pressure

- 250 psig

#### Operating Pressure Range

- 5 to 125 psig standard
- 3 to 60 psig optional
- 3 to 20 psig optional

#### Operating Temperature Range

- 40°F to 120°F

#### Gauge Ports

- 1/8" standard, full flow

### KITS

#### Panel Mounting Kit

- Ring only, panel hole size 1 3/16" . . . . . PK1611

#### Diaphragm Kits

- Relieving . . . . . RK260
- Non-relieving . . . . . RK260N

#### Bracket Kit see page 64

- Bracket and ring . . . . . BR1611

### Applications

- Non-relieving diaphragm can be used on liquid applications

### FEATURES

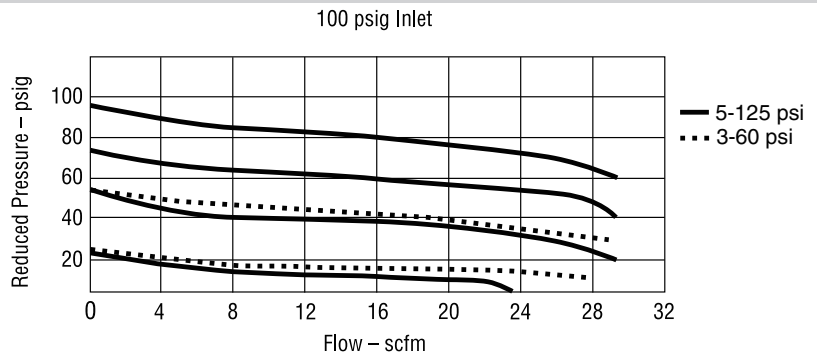
- Micro seat finish to ensure no reduced pressure creep
- Diaphragm operation
- Relieving style standard
- Three position non-rising adjustment knob; push to lock, pull to adjust, detach to make tamper resistant
- Easily panel mounted
- Tamper-proof cap included
- Lightweight

### OPTIONS

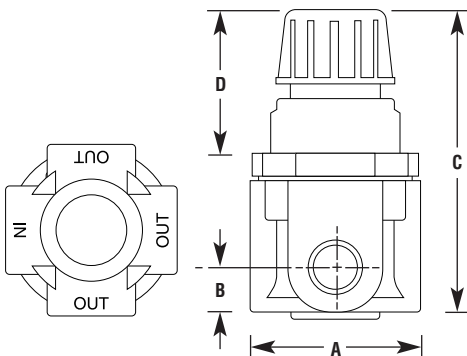
add suffix to part number in alpha order

- B** 2-Position Mechanical  
Lock Knob . . . . . R262B
- G** Gauge (0-160 psi) . . . . . R262G
- I** Instrument pressure . . . . . R262I  
3 to 20 psi adjustment
- L** Low pressure . . . . . R262L  
3 to 60 psi adjustment
- N** Non-relieving . . . . . R262N
- P** Panel mount . . . . . R262P
- U** No gauge ports . . . . . R262U
- V** All 1/4" ports . . . . . R262V
- Y1** Viton diaphragm/valve set R262Y1
- Y2** EDPM diaphragm/valve set R262Y2

### PERFORMANCE CHARACTERISTICS



### DIMENSIONS



PIPE SIZE	MODEL NO.	MAX. FLOW SCFM	DIMENSIONS (INCHES)				WEIGHT (OZS.)
			A	B	C	D	
1/8"	R261	25	1 1/2	1/2	2 3/4	1 1/4	2
1/4"	R262	25	1 1/2	1/2	2 3/4	1 1/4	2

## Tri•Star Regulators



### SPECIFICATIONS

- Body**
  - Black E coated aluminum
- Bonnet**
  - Glass filled nylon
- Seals**
  - Buna N Elastomer standard
- Seat**
  - Brass

### KITS

- Repair Kits**
  - Diaphragm kit relieving . . . . . DK35
  - Diaphragm kit Non-relieving . . . . . DK35N
  - Valve kit . . . . . VK35
- Mounting Kits** see page 65
  - Bracket kit . . . . . RBK5
  - Panel mounting kit ring only panel hole size 1<sup>3</sup>/<sub>16</sub>" . . . . . PKR35
  - Panel mount bracket and ring . . . . . PMKR35

### FEATURES

- Micro finished brass seat to ensure no reduced pressure creep
- Reinforce diaphragm for repeated accuracy
- Minimal pressure droop due to efficient aspiration
- Three position non-rising adjustment knob; push to lock, pull to adjust, detach to make tamper resistant
- Relieving style standard
- In-line or modular installation
- Easily panel mounted
- Tamper-proof cap included
- High scfm flow due to efficient aspiration

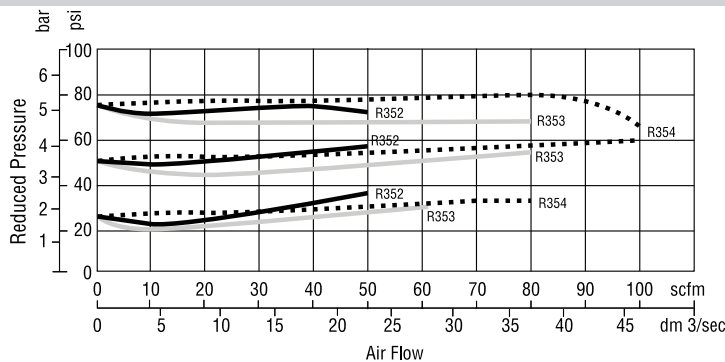
### OPTIONS

add suffix to part number in alpha order

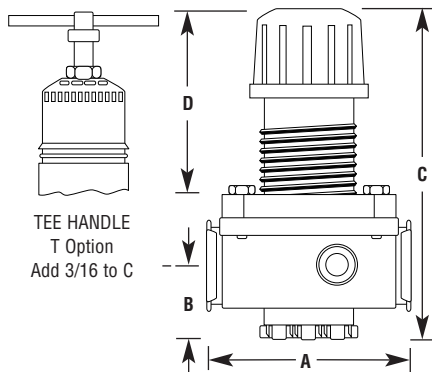
- G** Gauge (0-160 psi) . . . . . R354G
- H** High pressure . . . . . R354H  
10 to 250 psi adjustment
- I** Instrument pressure . . . . . R354I  
3 to 20 psi adjustment
- L** Low pressure . . . . . R354L  
3 to 60 psi adjustment
- N** Non-relieving . . . . . R354N
- P** Panel mount . . . . . R354P
- T** Tee handle adjustment . . . . . R354T

- Supply Pressure**
  - 250 psig
- Operating Pressure Range**
  - 5 to 125 psig
- Operating Temperature Range**
  - 40°F to 120°
- Gauge Port**
  - 1/4" full flow

### PERFORMANCE CHARACTERISTICS



### DIMENSIONS



PIPE SIZE	MODEL NO.	MAX. FLOW SCFM	A	DIMENSIONS (INCHES)			E (WIDTH)	WEIGHT (LBS.)
				B	C	D		
1/4"	R352	50	2 <sup>21</sup> / <sub>32</sub>	1 <sup>7</sup> / <sub>32</sub>	5 <sup>3</sup> / <sub>8</sub>	2 <sup>3</sup> / <sub>4</sub>	2 <sup>1</sup> / <sub>4</sub>	1.0
3/8"	R353	80	2 <sup>21</sup> / <sub>32</sub>	1 <sup>7</sup> / <sub>32</sub>	5 <sup>3</sup> / <sub>8</sub>	2 <sup>3</sup> / <sub>4</sub>	2 <sup>1</sup> / <sub>4</sub>	1.0
1/2"	R354	100	2 <sup>21</sup> / <sub>32</sub>	1 <sup>7</sup> / <sub>32</sub>	5 <sup>3</sup> / <sub>8</sub>	2 <sup>3</sup> / <sub>4</sub>	2 <sup>1</sup> / <sub>4</sub>	1.0

## MidFlow Regulators



### SPECIFICATIONS

- Body**
  - BlackE coated aluminum
- Bonnet**
  - Glass filled nylon
- Seals**
  - Buna N Elastomer standard
- Seat**
  - Brass

### KITS

#### Repair Kits

- Diaphragm kit relieving . . . . . DK35
- Diaphragm kit Non-relieving . . . . . DK35N
- Valve kit . . . . . VK37

#### Mounting Kits see page 64

- Bracket kit . . . . . RBK7
- Panel mounting kit ring only panel hole size 1<sup>3</sup>/<sub>16</sub>" . . . . . PKR35
- Panel mount bracket and ring . . . . . PMKR37

### FEATURES

- Micro finished brass seat to ensure no reduced pressure creep
- Reinforce diaphragm for repeated accuracy
- Minimal pressure droop due to efficient aspiration
- Three position non-rising adjustment knob; push to lock, pull to adjust, detach to make tamper resistant
- Relieving style standard
- Easily panel mounted
- Tamper-proof cap included
- High scfm flow due to efficient aspiration

### OPTIONS

add suffix to part number in alpha order

- G** Gauge (0-160 psi) . . . . . R374G
- H** High pressure . . . . . R374HT  
10 to 250 psi adjustment - *Must use T-handle option*
- I** Instrument pressure . . . . . R374I  
3 to 20 psi adjustment
- L** Low pressure . . . . . R374L  
3 to 60 psi adjustment
- N** Non-relieving . . . . . R374N
- P** Panel mount . . . . . R374P
- T** Tee handle adjustment . . . . . R374T

### Supply Pressure

- 250 psig

### Operating Pressure Range

- 5 to 125 psig

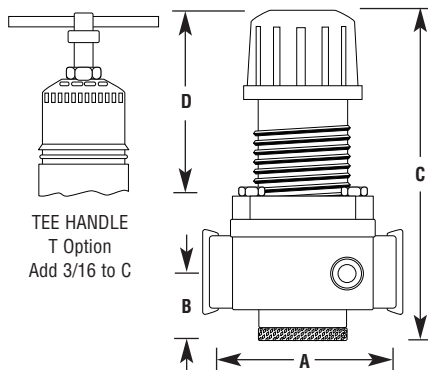
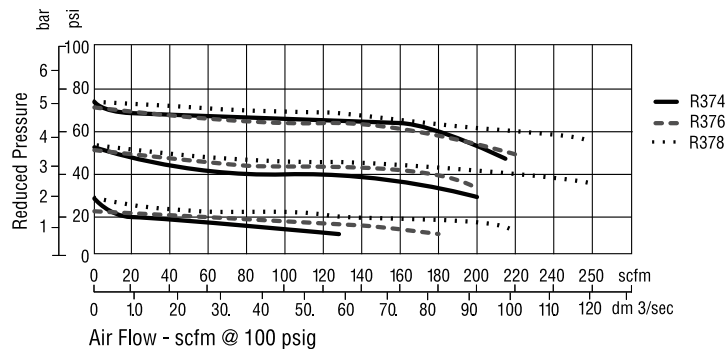
### Operating Temperature Range

- 40°F to 120°

### Gauge Port

- 1/4" full flow

### PERFORMANCE CHARACTERISTICS



### DIMENSIONS

PIPE SIZE	MODEL NO.	MAX. FLOW SCFM	DIMENSIONS (INCHES)				WEIGHT (LBS.)	
			A	B	C	D		
1/2"	R374	215	3 <sup>7</sup> / <sub>16</sub>	1 <sup>13</sup> / <sub>32</sub>	5 <sup>7</sup> / <sub>8</sub>	2 <sup>3</sup> / <sub>4</sub>	2 <sup>1</sup> / <sub>4</sub>	1.3
3/4"	R376	220	3 <sup>7</sup> / <sub>16</sub>	1 <sup>13</sup> / <sub>32</sub>	5 <sup>7</sup> / <sub>8</sub>	2 <sup>3</sup> / <sub>4</sub>	2 <sup>1</sup> / <sub>4</sub>	1.3
1"	R378	250	3 <sup>7</sup> / <sub>16</sub>	1 <sup>13</sup> / <sub>32</sub>	5 <sup>7</sup> / <sub>8</sub>	2 <sup>3</sup> / <sub>4</sub>	2 <sup>1</sup> / <sub>4</sub>	1.3



## High Flow Regulators



### SPECIFICATIONS

#### Body

- Black E coated aluminum

#### Bonnet

- Die cast aluminum, black E coated

#### Seals

- Buna N Elastomer standard

#### Seat

- Brass

#### Supply Pressure

- 250 psig

#### Operating Pressure Range

- 5 to 125 psig

#### Operating Temperature Range

- 40°F to 120°F

#### Gauge Ports

- 1/4"

### KITS

#### Repair Kit

- Piston relieving . . . . . DK39
- Valve . . . . . VK39
- Spring (5-125 psi) . . . . . SK39
- Spring (3-60 psi) . . . . . SK39L
- Spring (10-200 psi) . . . . . SK39H
- Spring cage . . . . . SC39

#### Mounting Kits see page 64

- Bracket Kit . . . . . RBK39
- Panel mounting kit ring only . . . . . PKR35  
panel hole size 1-3/16"

### FEATURES

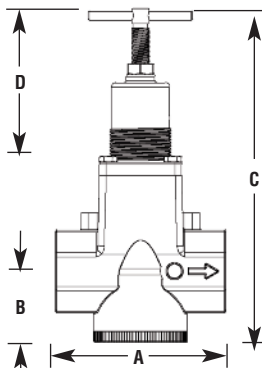
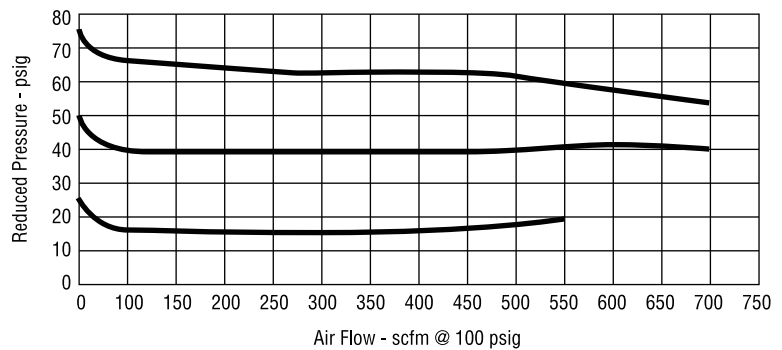
- Micro finished brass seat to ensure no reduced pressure creep
- Relieving style piston standard
- High scfm flow due to efficient aspiration
- Hard epoxy corrosion protection
- Available in 1", 1-1/4", 1-1/2" NPT sizes

### OPTIONS

add suffix to part number in alpha order

- G** Gauge (0-160 psi) . . . . . R398G
- H** High pressure . . . . . R398H  
10 to 250 psi adjustment
- L** Low pressure . . . . . R398L  
3 to 60 psi adjustment
- P** Panel mount . . . . . R398P

### PERFORMANCE CHARACTERISTICS




### DIMENSIONS

PIPE SIZE	MODEL NO.	MAX. FLOW SCFM	DIMENSIONS (INCHES)				WEIGHT (LBS.)
			A	B	C	D	
1"	R398	600	4 <sup>7</sup> / <sub>8</sub>	2 <sup>1</sup> / <sub>32</sub>	9 <sup>1</sup> / <sub>2</sub>	4 <sup>1</sup> / <sub>4</sub>	3.4
1 <sup>1</sup> / <sub>4</sub> "	R3910	700	4 <sup>7</sup> / <sub>8</sub>	2 <sup>1</sup> / <sub>32</sub>	9 <sup>1</sup> / <sub>2</sub>	4 <sup>1</sup> / <sub>4</sub>	3.3
1 <sup>1</sup> / <sub>2</sub> "	R3912	700	4 <sup>7</sup> / <sub>8</sub>	2 <sup>1</sup> / <sub>32</sub>	9 <sup>1</sup> / <sub>2</sub>	4 <sup>1</sup> / <sub>4</sub>	3.2

# Miniature Integral Filter/Regulators

# B74



## SPECIFICATIONS

### Body

- Zinc, black E coated

### Bonnet

- Glass filled nylon

### Baffle plastic

### Seals Buna N

### Polycarbonate Bowl

- Max. pressure 150 psig
- Operating pressure range 5 to 125 psig
- Operating temperature range 40°F to 125°F

### Metal Bowl aluminum

- Max. pressure 150 psig
- Operating pressure range 5 to 125 psi
- Operating temperature range 40°F to 160°F

### Piston Drain metal

Note: limits bowl temperature and pressure rating

- Max. pressure 150 psig
- Operating temperature range 40°F to 160°F

### Elements

- 20 micron sintered bronze
- 5 micron sintered bronze

## KITS

### Bowl Kits

- Polycarbonate bowl . . . . . BKF300
- Metal bowl . . . . . BKF300M

### Element Kit

- 20 micron element 2-pack . . . EKF300
- Regulator bonnet repair . . . . . RB260

### Diaphragm Kit

- Relieving diaphragm . . . . . RK260

### Mounting Kits see page 64

- Mounting bracket and ring . . . BR1611
- Mounting bracket ring only . . . PK1611

## FEATURES

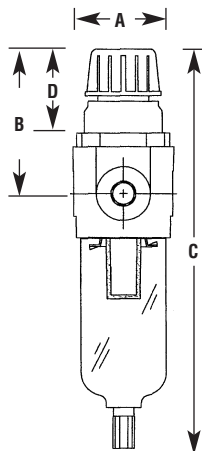
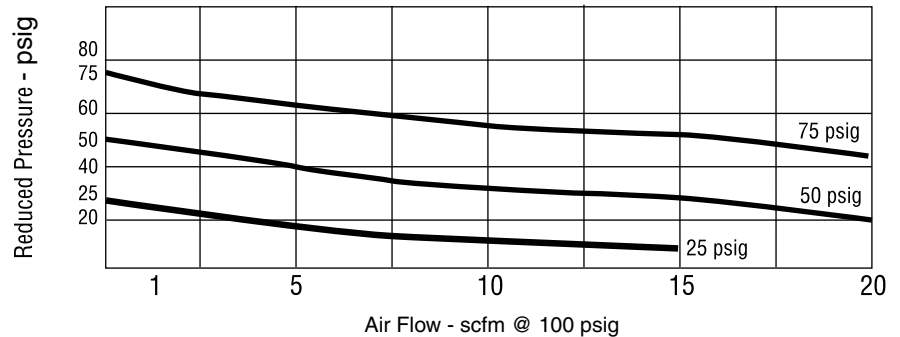
- Micro seat finish to ensure no reduced pressure creep
- Diaphragm operation
- Relieving style standard
- Three position non-rising adjustment knob; push to lock, pull to adjust, detach to make tamper resistant
- Easily panel mounted
- Tamper-proof cap included
- 20 micron filter

## OPTIONS

add suffix to part number in alpha and numeric order

- B** 2-Position Mechanical  
Lockout Knob . . . . . B742B
- G** Gauge (0-160 psi) . . . . . B742G
- I** Instrument pressure . . . . . B742I  
3 to 20 psi Adjustment
- J** Overnight drain plastic bowl . . . B742J
- K** Overnight drain metal bowl . . . B742K
- L** Low pressure . . . . . B742L  
3 to 60 psi adjustment
- M** Metal bowl . . . . . B742M
- N** Non-relieving . . . . . B742N
- P** Panel mount . . . . . B742P
- Z** Piston drain . . . . . B742Z
- 5** 5 Micron element . . . . . B7425

## PERFORMANCE CHARACTERISTICS



## DIMENSIONS

PIPE SIZE	MODEL NO.	MAX. FLOW SCFM	BOWL CAPACITY	DIMENSIONS (INCHES)				WEIGHT (LBS.)
				A	B	C	D	
1/8"	B741	20	1 oz.	1 5/8	2 3/16	6 1/4	1 1/4	.6
1/4"	B742	20	1 oz.	1 5/8	2 3/16	6 1/4	1 1/4	.6

# Tri•Star Integral Filter/Regulators

# B75



## FEATURES

- 40 micron element
- Manual drain
- Relieving regulator
- Zero creep, machined brass valve seat
- 3-position, non-rising adjustment knob
- Tamper-proof cap included

## OPTIONS

add suffix to part number in alpha and numeric order

- F** Internal float drain . . . . . B752F
- G** Gauge . . . . . B752G
- H** High pressure . . . . . B752H  
10 to 250 psi adjustment
- I** Instrument pressure . . . . . B752I  
3 to 20 psi adjustment
- J** Overnight drain plastic bowl B752J
- K** Overnight drain metal bowl . B752KM
- L** Low pressure . . . . . B752L  
3 to 60 psi adjustment
- M** 6 oz. metal bowl without sight . B752M
- P** Panel mount . . . . . B752P
- T** Tee handle adjustment . . . . . B752T
- W** 6 oz. metal bowl with sight . . . B752W
- 5** 5 micron element . . . . . B752-5
- 3** 3 micron element . . . . . B752-3

## SPECIFICATIONS

**WARNING!** Polycarbonate plastic bowls could rupture if exposed to incompatible chemicals whether inside or outside the bowl. If such chemicals are present, use a metal bowl.

### Body

- Black E coated aluminum

### Bonnet

- Glass filled nylon

### Seals

- Buna N Elastomer standard

### Polycarbonate Bowl

- Max. pressure 150 psi
- Operating pressure range 5 to 125 psi
- Operating temperature range 40°F to 125°F

### Metal Bowl

- Zinc, black E coated
- Max. pressure 200 psi
- Operating pressure range 5 to 125 psi
- Operating temperature range 40°F to 160°F

### Metal Bowl with Sight Gauge

- Max. pressure 200 psi
- Operating temperature range 40°F to 160°F

## Internal Float Drain

plastic, metal, brass, Buna N seal  
Note: limits bowl temperature and pressure rating

- Operating pressure range 30 to 175 psi
- Operating temperature range 40°F to 125°F

## KITS

- Internal float drain . . . . . 5200

## Bowl Kits

- Polycarbonate . . . . . BKF35
- Metal . . . . . BKF45M
- Metal with sight . . . . . BKF45W

## Element Kits

- 40 micron 2-pack . . . . . EK35
- 5 micron 2-pack . . . . . EK35-5
- 3 micron absolute 2-pack . . . . . EK35-3

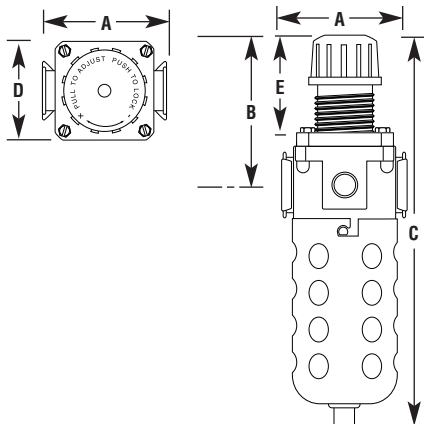
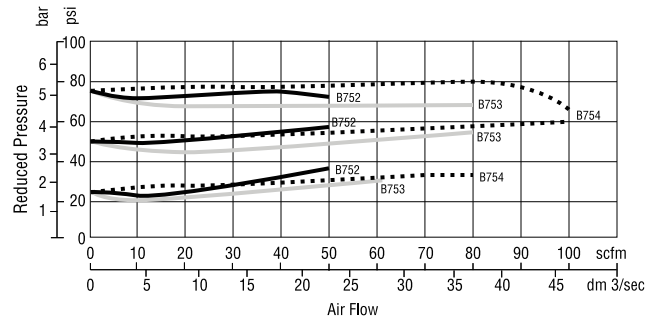
## Diaphragm Kits

- Relieving . . . . . DK35

## Mounting Kits see page 64

- Mounting bracket . . . . . RBK5
- Panel mount nut . . . . . PKR35
- Bracket & nut . . . . . PMKR35

## PERFORMANCE CHARACTERISTICS



## DIMENSIONS

PIPE SIZE	MODEL NO.	MAX. FLOW SCFM	BOWL CAPACITY	DIMENSIONS (INCHES)					WEIGHT (LBS.)
				A	B	C	D	E	
1/4"	B752	50	5 oz.	2 <sup>21</sup> / <sub>32</sub>	4 <sup>5</sup> / <sub>32</sub>	9 <sup>3</sup> / <sub>4</sub>	2 <sup>1</sup> / <sub>4</sub>	2 <sup>3</sup> / <sub>4</sub>	1.75
3/8"	B753	80	5 oz.	2 <sup>21</sup> / <sub>32</sub>	4 <sup>5</sup> / <sub>32</sub>	9 <sup>3</sup> / <sub>4</sub>	2 <sup>1</sup> / <sub>4</sub>	2 <sup>3</sup> / <sub>4</sub>	1.75
1/2"	B754	100	5 oz.	2 <sup>21</sup> / <sub>32</sub>	4 <sup>5</sup> / <sub>32</sub>	9 <sup>3</sup> / <sub>4</sub>	2 <sup>1</sup> / <sub>4</sub>	2 <sup>3</sup> / <sub>4</sub>	1.75



# LUBRICATORS

Most pneumatically operated equipment such as valves, cylinders, and air tools, require some form of lubrication to reduce equipment maintenance and prolong life.

Air driven devices can be lubricated by using an air line lubricator, a device for adding lubricating oil in aerosol form into the compressed air line. The air passing through the lubricator transports the lubricant to air tools, cylinders or other air driven devices where the lubricant is deposited on moving and sliding surfaces to reduce friction and wear.


Arrow offers four distinct types: Miniature, Arrowfog, Ultrafog, Wick Style.

**Miniature Fog-Type** lubricators are designed for low air flow applications where space is limited.

**Arrowfog** in TriStar and Midflow lubricators are the most popular units for applications that do not require extremely fine oil particles or long distance lubrication. They produce oil particles of 2.5 micron. Arrowfog sends all metered oil down line in fog droplets; accommodates a wide range of applications.

**Arrow Ultrafog** in Tri-Star and Midflow lubricators produce extremely fine, .4 micron oil particles. Due to their size, these molecules remain in suspension and are carried further downstream than the particles from an Arrowfog. Arrow Ultrafog allows precise adjustment control. Atomizes oil droplets to a fine mist for reclassification in the bowl before sending lighter particles of oil down line.

**Arrowwick** lubricators are economical and reliable for lubricating tools or cylinders that run constantly. The Arrowwick automatically maintains the same air-oil ratio regardless of variations in air flow. The average droplet size is 3 microns. Arrowwick uses an adjustable saturated wick to send particles or oil down line.



## Miniature Fog Lubricators



### FEATURES

- 1 oz. polycarbonate bowl
- Optional metal bowl
- Visible drip rate
- Easy to refill
- Fine adjustment screw
- Requires only .1 cfm of air flow to operate
- Automatically adjusts oil mist delivery with air flow variations

### OPTIONS

add suffix to part number in alpha order

**M** Metal bowl ..... L182M

### SPECIFICATIONS

**WARNING!** Polycarbonate plastic bowls could rupture if exposed to incompatible chemicals whether inside or outside the bowl. If such chemicals are present, use a metal bowl.

#### Body

- Zinc, black E coated

#### Polycarbonate Bowl

- Max. pressure 150 psi
- Operating temperature range 40°F to 125°F

#### Metal Bowl

- Black coated aluminum
- Max. pressure 200 psi
- Operating temperature range 40°F to 160°F

#### Recommended Oil

- SAE 10 oil or lighter
- Atomized average 2 micron
- .1 scfm to establish drip rate

### KITS

#### Bowl Kits

- Polycarbonate ..... BK1811
- Metal ..... BK1811M
- Repair kit ..... RKL1812
- Dome Kit ..... AK35

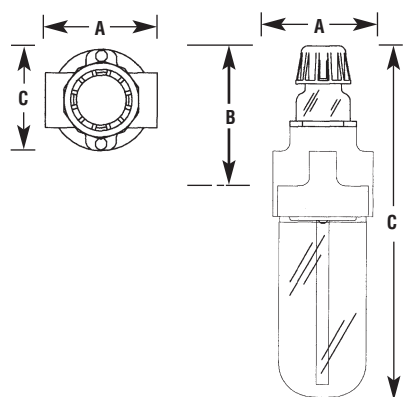
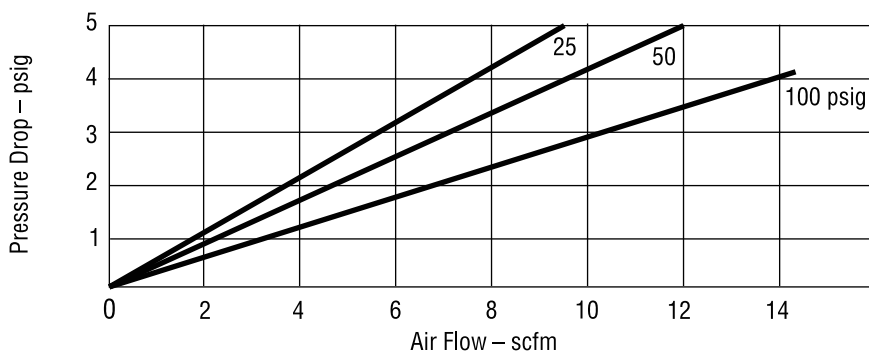
#### Mounting Kit see page 64

- Mounting kit ..... FBK3

#### Feature

- No tools necessary for lubrication adjustment.

### PERFORMANCE CHARACTERISTICS



### DIMENSIONS

PIPE SIZE	MODEL NO.	MAX. FLOW SCFM*	BOWL CAPACITY	DIMENSIONS (INCHES)			WEIGHT (LBS.)
				A	B	C	
1/8"	L181	16	1 oz.	1 1/2	2	5	.4
1/4"	L182	16	1 oz.	1 3/8	2	5	.4

\* Flow scfm based on 5.0 psi  $\Delta p$  @ 100 psig inlet.

## Tri•Star Series 3 Arrowfog Lubricators



### FEATURES

- Aluminum housing
- Oil delivery at low air flow approximately 2 scfm
- Lubricator may be filled without shutting down air line
- 3-position non-rising adjustment knob; push to lock, pull to adjust, detach for tamper resistant
- Can be converted on-line to Ultrafog lubricator with interchangeable module Part # RKL452

### OPTIONS

add suffix to part number in alpha order

- M** 6 oz. black coated metal bowl . . . . . L354M
- W** 6 oz. black coated metal bowl with sight . . . . . L354W

### SPECIFICATIONS

**WARNING!** Polycarbonate plastic bowls could rupture if exposed to incompatible chemicals whether inside or outside the bowl. If such chemicals are present, use a metal bowl.

#### Body

- Black E coated aluminum

#### Polycarbonate Bowl with Bowl Guard

- Max. pressure 150 psig
- Operating temperature range 40°F to 125°F

#### Metal Bowl

- Zinc, black E coated
- Max. pressure 200 psig
- Operating temperature range 40°F to 160°F

#### Metal Bowl with Sight

- Zinc, black E coated
- Max. pressure range 200 psig
- Operating temperature range 40°F to 160°F

#### Recommended Oil

- SAE 10 oil or lighter
- Atomized average 2 micron

### KITS

#### Bowl Kits

- Polycarbonate . . . . . BKL35
- Metal bowl without sight . . . . . BKL45M
- Metal bowl with sight . . . . . BKL45W

#### Repair Kits

- For L350 . . . . . RKL352
- Dome kit . . . . . AK35
- Fill plug kit . . . . . FK35
- Sight kit . . . . . WK45

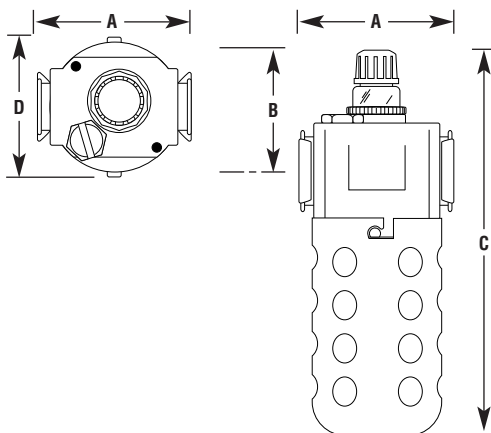
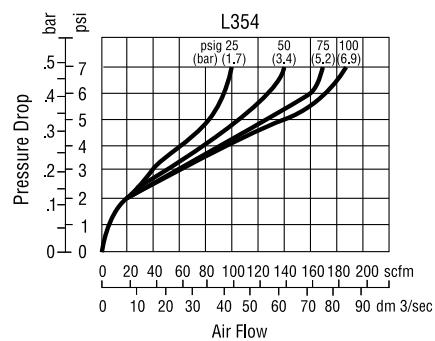
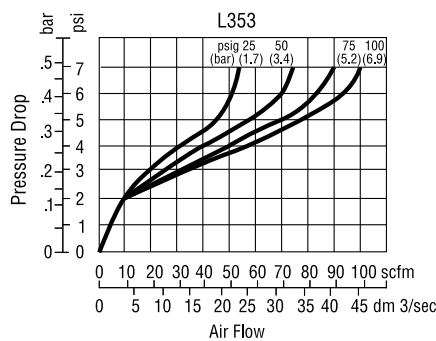
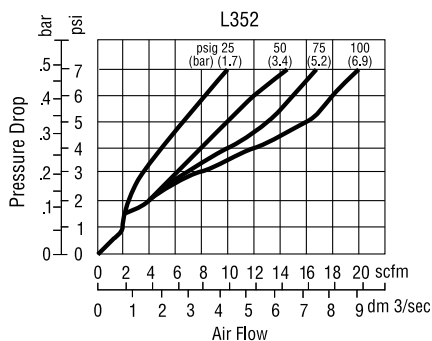
#### Mounting Kit see page 64

- Mounting kit . . . . . FBK5

#### Applications

- Air tools
- Air motors
- Single point lubrication

## PERFORMANCE CHARACTERISTICS



## DIMENSIONS

PIPE SIZE	MODEL NO.	MAX. FLOW SCFM*	BOWL CAPACITY	DIMENSIONS (INCHES)				WEIGHT (LBS.)
				A	B	C	D	
1/4"	L352	16	5 oz.	2 <sup>3</sup> / <sub>4</sub>	2 <sup>1</sup> / <sub>8</sub>	7"	2 <sup>1</sup> / <sub>2</sub>	1.0
3/8"	L353	82	5 oz.	2 <sup>3</sup> / <sub>4</sub>	2 <sup>1</sup> / <sub>8</sub>	7"	2 <sup>1</sup> / <sub>2</sub>	1.0
1/2"	L354	142	5 oz.	2 <sup>3</sup> / <sub>4</sub>	2 <sup>1</sup> / <sub>8</sub>	7"	2 <sup>1</sup> / <sub>2</sub>	1.0
1/4"	L352W	142	6 oz.	2 <sup>3</sup> / <sub>4</sub>	2 <sup>1</sup> / <sub>8</sub>	7"	2 <sup>1</sup> / <sub>2</sub>	1.5
3/8"	L353W	142	6 oz.	2 <sup>3</sup> / <sub>4</sub>	2 <sup>1</sup> / <sub>8</sub>	7"	2 <sup>1</sup> / <sub>2</sub>	1.5
1/2"	L354W	142	6 oz.	2 <sup>3</sup> / <sub>4</sub>	2 <sup>1</sup> / <sub>8</sub>	7"	2 <sup>1</sup> / <sub>2</sub>	1.5

\* Flow scfm based on 5.0 psi Δ p @ 100 psig inlet.



# MidFlow Series 3 Arrowfog Lubricators **L3**



## SPECIFICATIONS

### Body

- BlackE coated aluminum

### Metal Bowl

- Zinc, black E coated
- Max. pressure 200 psig
- Operating temperature range 40°F to 160°F

### Metal Bowl with Sight

- Zinc, black E coated
- Max. pressure range 200 psig
- Operating temperature range 40°F to 160°F

### Recommended Oil

- SAE 10 oil or lighter
- 3 scfm to establish drip rate
- Atomized average 2 micron droplet

## KITS

### Bowl Kits

- Metal bowl with sight . . . . . BKL47W
- Metal bowl without sight . . . . BKL47M
- Metal bowl with sight . . . . . BKL48W
- Metal bowl without sight . . . . BKL48M

### Repair Kits

- For L370 . . . . . RKL372
- For L380 . . . . . RKL382
- Dome kit . . . . . AK35
- Fill plug kit . . . . . FK37
- Sight kit . . . . . WK57

### Mounting Kit see page 64

- Mounting kit . . . . . FBK7

## FEATURES

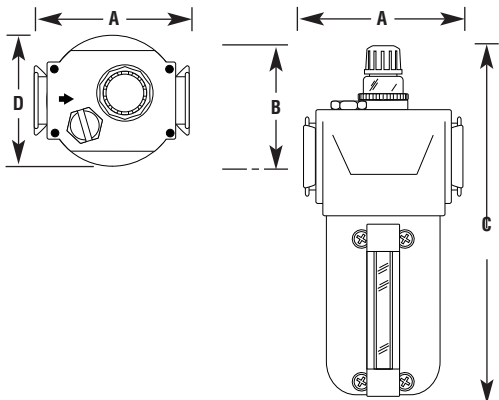
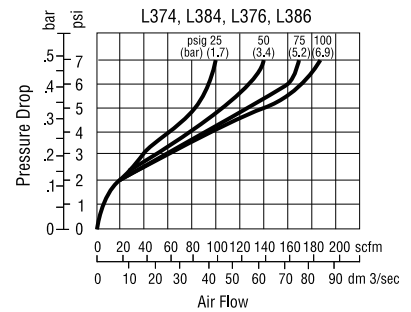
- Oil delivery at low air flow approximately 2 scfm
- Lubricator may be filled without shutting down air line
- 3-position non-rising adjustment knob; push to lock, pull to adjust, detach for tamper resistant
- Can be converted on-line to Ultrafog lubricator with interchangeable module Part # RKL472 or RKL482

## OPTIONS

add suffix to part number in alpha order

- M** 10 oz. black coated metal bowl . . . . . L374M

## PERFORMANCE CHARACTERISTICS



## DIMENSIONS

PIPE SIZE	MODEL NO.	MAX. FLOW SCFM*	BOWL CAPACITY	DIMENSIONS (INCHES)				WEIGHT (LBS.)
				A	B	C	D	
1/2"	L374W	142	10 oz.	3 <sup>3</sup> / <sub>4</sub>	2 <sup>5</sup> / <sub>16</sub>	8 <sup>13</sup> / <sub>32</sub>	3	2.4
1/2"	L384W	142	20 oz.	3 <sup>3</sup> / <sub>4</sub>	2 <sup>5</sup> / <sub>16</sub>	11 <sup>19</sup> / <sub>32</sub>	3	3.3
3/4"	L376W	142	10 oz.	3 <sup>3</sup> / <sub>4</sub>	2 <sup>5</sup> / <sub>16</sub>	8 <sup>13</sup> / <sub>32</sub>	3	2.4
3/4"	L386W	142	20 oz.	3 <sup>3</sup> / <sub>4</sub>	2 <sup>5</sup> / <sub>16</sub>	11 <sup>19</sup> / <sub>32</sub>	3	3.3

\* Flow scfm based on 5.0 psi Δ p @ 100 psig inlet.

## Tri•Star Series 4 Ultrafog Lubricators



### FEATURES

- 5 oz. polycarbonate bowl w/steel bowl guard
- Aluminum housing, black coated
- Oil delivery at low air flow approximately 2 scfm
- 3-position non-rising adjustment knob; push to lock, pull to adjust, detach for tamper resistant
- Convert on-line to Arrowfog with interchangeable module #RKL352
- In line modular installation

### OPTIONS

add suffix to part number in alpha order

- M** 6 oz. black coated metal bowl . . . . . L454M
- W** 6 oz. black coated metal bowl with sight . . . . . L454W

### SPECIFICATIONS

**WARNING!** Polycarbonate plastic bowls could rupture if exposed to incompatible chemicals whether inside or outside the bowl. If such chemicals are present, use a metal bowl.

#### Body

- Black E coated aluminum

#### Polycarbonate Bowl with Bowl Guard

- Max. pressure 150 psig
- Operating temperature range 40°F to 125°F

#### Metal Bowl

- Zinc, black E coated
- Max. pressure 200 psig
- Operating temperature range 40°F to 160°F

#### Metal Bowl with Sight

- Zinc, black E coated
- Max. pressure range 200 psig
- Operating temperature range 40°F to 160°F

#### Recommended Oil

- SAE 10 oil or lighter
- 2 scfm to establish drip rate
- Atomized average .6 micron
- 1 out of 28 drops travel downstream
- Cannot be filled under pressure

### KITS

#### Bowl Kits

- Metal . . . . . BKL45M
- Metal with sight . . . . . BKL45W

#### Repair Kits

- Adjustment dome kit . . . . . AK35
- Fill plug . . . . . FK35
- For Ultrafog . . . . . RKL452
- Sight kit . . . . . WK45

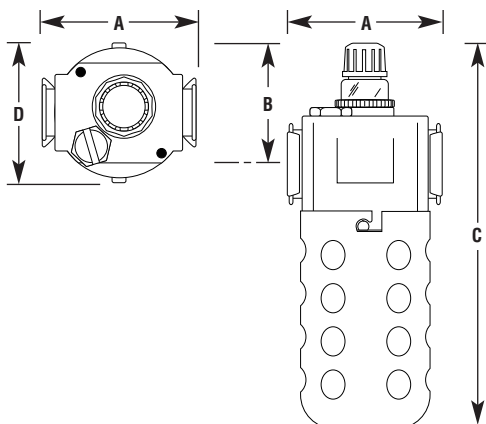
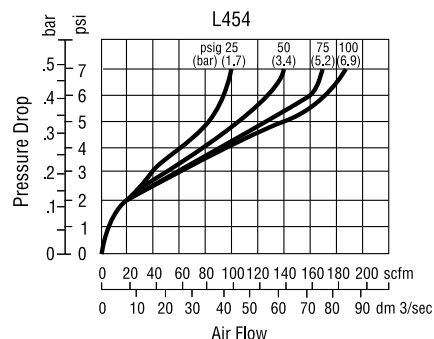
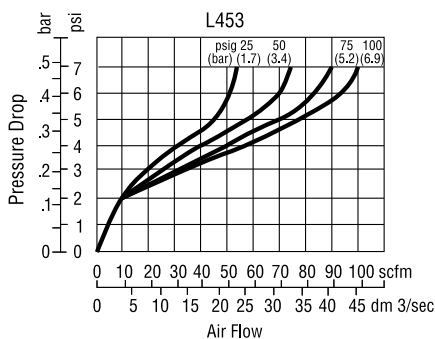
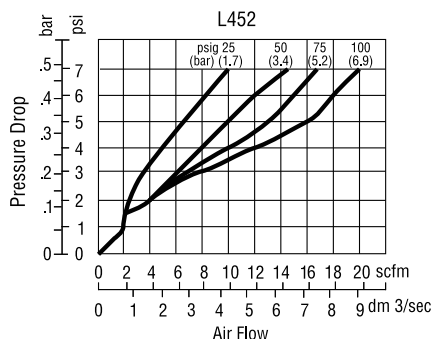
#### Mounting Kit see page 64

- Mounting kit . . . . . FBK5

#### Applications

- Multiple lubrication points

## PERFORMANCE CHARACTERISTICS



## DIMENSIONS

PIPE SIZE	MODEL NO.	MAX. FLOW SCFM*	BOWL CAPACITY	DIMENSIONS (INCHES)				WEIGHT (LBS.)
				A	B	C	D	
1/4"	L452	16	5 oz.	2 <sup>3</sup> / <sub>4</sub>	2 <sup>1</sup> / <sub>8</sub>	7"	2 <sup>1</sup> / <sub>2</sub>	1.0
3/8"	L453	82	5 oz.	2 <sup>3</sup> / <sub>4</sub>	2 <sup>1</sup> / <sub>8</sub>	7"	2 <sup>1</sup> / <sub>2</sub>	1.0
1/2"	L454	142	5 oz.	2 <sup>3</sup> / <sub>4</sub>	2 <sup>1</sup> / <sub>8</sub>	7"	2 <sup>1</sup> / <sub>2</sub>	1.0

\* Flow scfm based on 5.0 psi Δ p @ 100 psig inlet.

# MidFlow Series 4 Ultrafog Lubricators

# L4



## SPECIFICATIONS

### Body

- BlackE coated aluminum

### Metal Bowl

- Zinc, black E coated
- Max. pressure 250 psig
- Operating temperature range 40°F to 125°F

### Metal Bowl with Sight

- Zinc, black E coated
- Max. pressure range 200 psig
- Operating temperature range 40°F to 160°F

### Recommended Oil

- SAE 10 oil or lighter
- 2 scfm to establish drip rate
- Atomized average .6 micron
- 1 out of 28 drops travel downstream
- Cannot be filled under pressure

## KITS

### Bowl Kits

- Metal bowl without sight . . . . BKL47M
- Metal bowl with sight . . . . . BKL47W

### Repair Kits

- For L470/L480 . . . . . RKL482
- Dome kit . . . . . AK37
- Fill plug kit . . . . . FK47
- Sight kit . . . . . WK57

### Mounting Kit see page 64

- Mounting kit . . . . . FBK7

## FEATURES

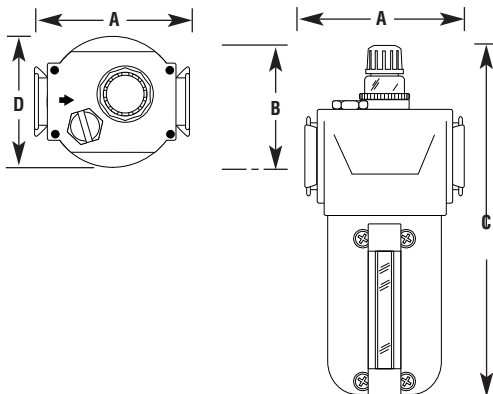
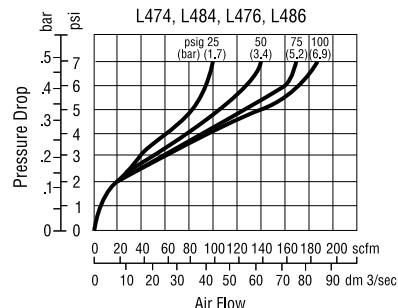
- Aluminum housing
- Oil delivery at low air flow approximately 2 scfm
- 3-position non-rising adjustment knob; push to lock, pull to adjust, detach for tamper resistant
- Convert on-line to Arrowfog with interchangeable module #RKL372 or #RKL382

## OPTIONS

add suffix to part number in alpha order

- M** 10 oz. black coated metal bowl . . . . . L474M

## PERFORMANCE CHARACTERISTICS



## DIMENSIONS

PIPE SIZE	MODEL NO.	MAX. FLOW SCFM*	BOWL CAPACITY	DIMENSIONS (INCHES)				WEIGHT (LBS.)
				A	B	C	D	
1/2"	L474W	142	10 oz.	3 <sup>3</sup> / <sub>4</sub>	2 <sup>5</sup> / <sub>16</sub>	8 <sup>13</sup> / <sub>32</sub>	3	2.4
1/2"	L484W	142	20 oz.	3 <sup>3</sup> / <sub>4</sub>	2 <sup>5</sup> / <sub>16</sub>	11 <sup>19</sup> / <sub>32</sub>	3	3.3
3/4"	L476W	142	10 oz.	3 <sup>3</sup> / <sub>4</sub>	2 <sup>5</sup> / <sub>16</sub>	8 <sup>13</sup> / <sub>32</sub>	3	2.4
3/4"	L486W	142	20 oz.	3 <sup>3</sup> / <sub>4</sub>	2 <sup>5</sup> / <sub>16</sub>	11 <sup>19</sup> / <sub>32</sub>	3	3.3

\* Flow scfm based on 5.0 psi Δ p @ 100 psig inlet.



# Arrowwick Lubricators

## SPECIFICATIONS

- Body**
- Black E coated aluminum
- Metal Bowl**
- Steel, black E coated
  - Max. pressure 250 psig
  - Operating temperature range 40°F to 160°F
- Metal Bowl with Sight**
- Steel, black E coated
  - Max. supply pressure 250 psig
  - Operating temperature range 40°F to 160°F

## KITS

- Bowl Kits**
- 29 oz. metal . . . . . BK4106M
  - 29 oz. metal with sight . . . . . BK4106W
  - 60 oz. metal with sight . . . . . BK4106LCM
- Repair Kits**
- For 4106, 4106LCM, 4108, and 4108LCM . . . . . RK4106
  - For 4112 and 4112LCM . . . . . RK4112
  - Sight kit . . . . . WK35

## Applications

- Single point
- Flow can be reversed

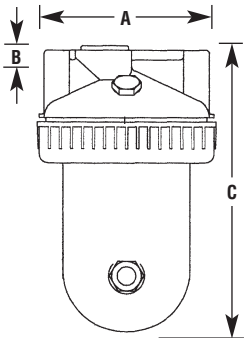
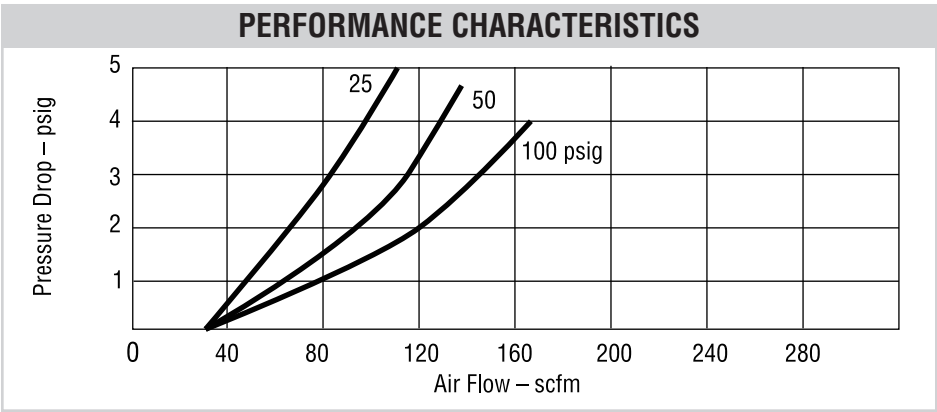
## FEATURES

- Simple, trouble free design. It cannot be over-filled, and has greater bowl capacity which extends interval between filling
- Can be used downstream of 4 way valves because it accommodates reverse flow
- Bowl fills all the way to the top
- It can be filled under pressure no need to shut down air
- Tamper-proof internal adjustment
- Porous bronze oil metering diffuser introduces smallest possible oil particles to the air
- No small orifices to clog and stop oil delivery
- Automatically maintains air-oil ratio regardless of variations in air flow

## OPTIONS

add suffix to part number in alpha order  
**W** metal bowl w/sight glass . . 4108W

Minimum Air Flow for Lubrication	
Model No.	Air Flow SCFM
4106	30 SCFM
4106LCM	30 SCFM
4108	30 SCFM
4108LCM	30 SCFM
4112	50 SCFM
4112LCM	50 SCFM



DIMENSIONS							
PIPE SIZE	MODEL NO.	MAX. FLOW SCFM*	BOWL CAPACITY	DIMENSIONS (INCHES)			WEIGHT (LBS.)
				A	B	C	
3/4"	4106	175	29 oz.	4 <sup>7</sup> / <sub>8</sub>	1 <sup>1</sup> / <sub>8</sub>	8 <sup>7</sup> / <sub>8</sub>	3.5
1"	4108	175	29 oz.	4 <sup>7</sup> / <sub>8</sub>	1 <sup>1</sup> / <sub>8</sub>	8 <sup>7</sup> / <sub>8</sub>	3.5
1 <sup>1</sup> / <sub>2</sub> "	4112	175	29 oz.	5 <sup>1</sup> / <sub>4</sub>	1 <sup>1</sup> / <sub>4</sub>	9	3.5
3/4"	4106LCM	175	60 oz.	4 <sup>7</sup> / <sub>8</sub>	1 <sup>1</sup> / <sub>8</sub>	13 <sup>1</sup> / <sub>2</sub>	6.0
1"	4108LCM	175	60 oz.	4 <sup>7</sup> / <sub>8</sub>	1 <sup>1</sup> / <sub>8</sub>	13 <sup>1</sup> / <sub>2</sub>	6.0
1 <sup>1</sup> / <sub>2</sub> "	4112LCM	175	60 oz..	5 <sup>1</sup> / <sub>4</sub>	1 <sup>1</sup> / <sub>4</sub>	13 <sup>1</sup> / <sub>2</sub>	6.0

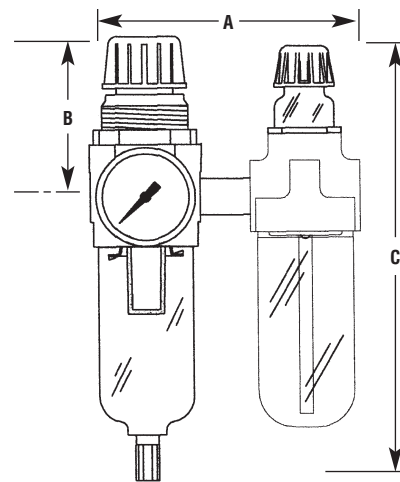
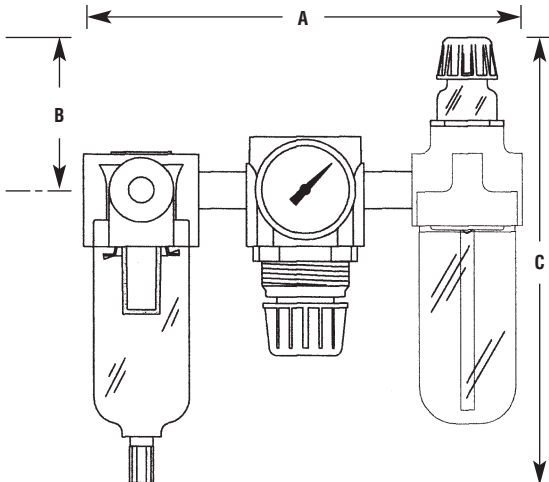
\* Flow scfm based on 5.0 psi Δ p @ 100 psig inlet.

## Miniature Filter/Regulator/Lubricator Combinations



	PIPE SIZE	COMBINATION NUMBER	COMPONENTS			BOWL CAPACITY (OUNCES)	APPROX. DIMENSIONS			APPROX. WEIGHT (LBS.)
			FILTER	REGULATOR	DROP LUBE		A	B	C	
Miniature	1/8"	7681	F300-01	R161G	L181	1	5 1/4"	2"	6 1/2"	1.3
	1/4"	7682	F300-02	R162G	L182	1	5 1/4"	2"	6 1/2"	1.3
			FILTER/REGULATOR							
	1/8"	7621	B741G		L181	1	3 1/4"	2 3/16"	6 1/4"	1.1
	1/4"	7622	B742G		L182	1	3 1/4"	2 3/16"	6 1/4"	1.1

NOTE: Combinations with Regulators include gauge.  
Combinations are boxed assembled.

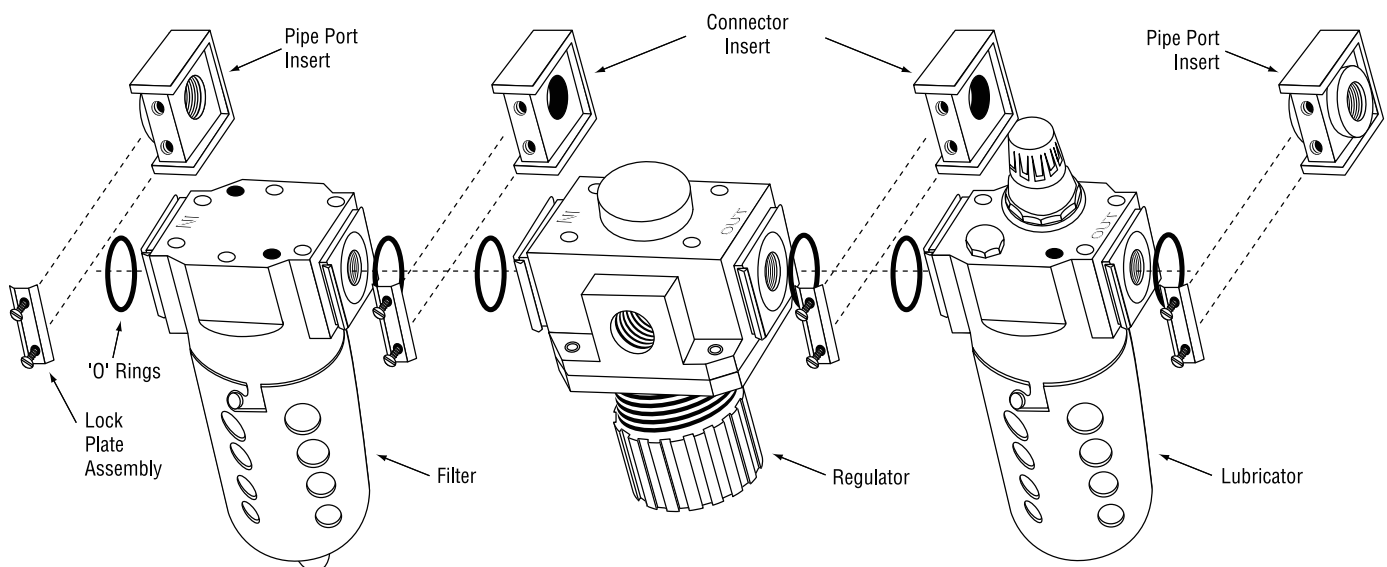


## Tri•Star Modular Filter/Regulator/Lubricator Combinations






### High Performance • Flexibility • Compact • Lightweight

- A screwdriver is the only tool needed to connect or disconnect units
- Insert interlocking feature allows simple installation in any location
- Installation or removal from one plane – without disturbing existing piping
- Regulator mounting can be either up or down
- Unique design allows side, top, individual and custom mounting
- Regulator and lubricator adjustments are made thru three position – tamper resistant adjusting knobs.
- Engineered to permit use with standard size pipe nipples
- Available in  $\frac{1}{4}$ " ,  $\frac{3}{8}$ " and  $\frac{1}{2}$ " pipe sizes and insert pipe sizes  $\frac{1}{4}$ " ,  $\frac{3}{8}$ " ,  $\frac{1}{2}$ " and  $\frac{3}{4}$ "
- Special optional diverter blocks supply air to secondary locations
- Unlimited adaptation to air preparation systems





## Tri•Star Filter/Regulator/Lubricator Combinations



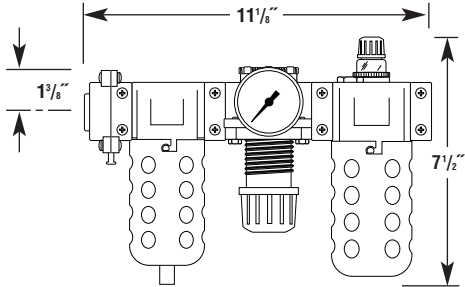
PIPE SIZE	STYLE	COMBINATION NUMBER*	COMPONENTS			BOWL CAPACITY (OUNCES)	APPROX. WEIGHT (LBS.)	
			FILTER	REGULATOR	DROP LUBE			
1/4"	<b>Tri•Star*</b> (please reference chart below for further Tri•Star information)	33352	F352	R352G	L352	5	3.3	
1/4"		33452	F352	R352G	L452	5	3.3	
3/8"		33353	F353	R353G	L353	5	3.3	
3/8"		33453	F353	R353G	L453	5	3.3	
1/2"		33354	F354	R354G	L354	5	3.4	
1/2"		33454	F354	R354G	L454	5	3.4	
3/4"		*not available with D option	*33356	F354	R354G	L454	5	3.4
				<b>FILTER/REGULATOR</b>				
1/4"			70352		B752G	L352	5	3.0
3/8"			70353		B753G	L353	5	3.0
1/2"			70354		B754G	L354	5	4.1
3/4"		*not available with D option	*70356		B754G	L354	5	4.1

NOTE: Combinations with Regulators include gauge. Combinations are boxed assembled.

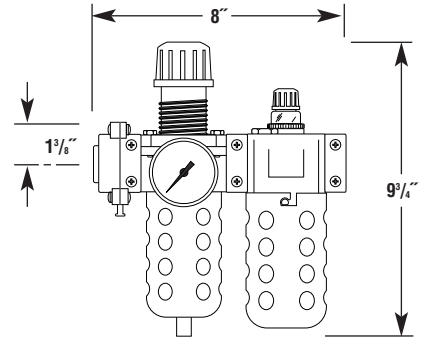
STYLE	COMBINATION NUMBER				
	FILTER STYLE	REGULATOR STYLE	LUBRICATOR STYLE	SERIES	PIPE SIZE
C – With End Port Inserts	0 – No Filter	0 – No Regulator	0 – No Lubricator	5 – 5 oz. Plastic Bowl or 6 oz. Metal Bowl M  6 oz. Metal Bowl with sight W	2 – 1/4"
D – Without End Port Inserts	3 – Particulate	3 – Standard Relieving	3 – Arrowfog		3 – 3/8"
VC – With OSHA Lockout	4 – .09 Micron Oil Removing		4 – Ultrafog		4 – 1/2"
N – Nipple	5 – .03 Oilesceer				6 – 3/4"
	6 – Vapor Removal				
	7 – Filter/Regulator				

# Tri•Star Filter/Regulator/Lubricator Combinations

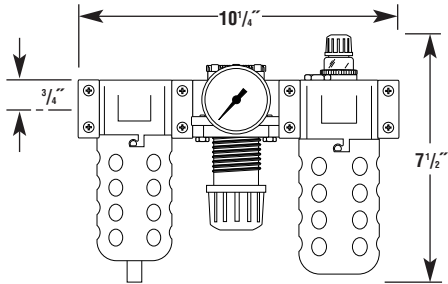
▶ VC3 Unit



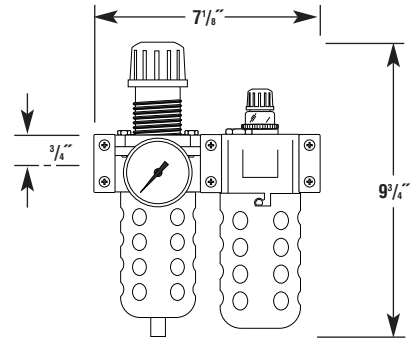
▶ VC7 Unit



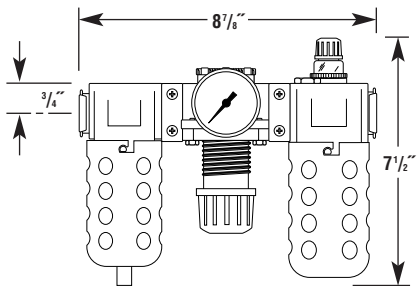
▶ C3 Unit



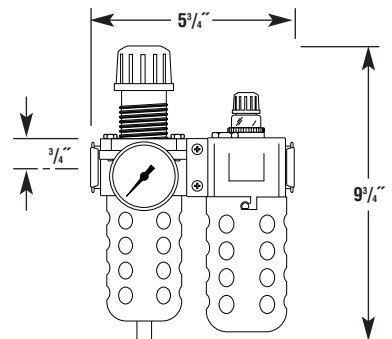
▶ C7 Unit



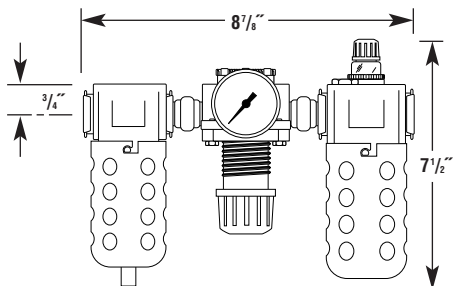
▶ D3 Unit



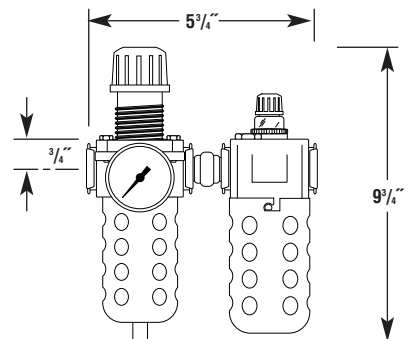
▶ D7 Unit



▶ N3 Unit



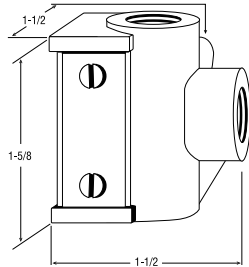
▶ N7 Unit



## Tri•Star Inserts & Accessories

### Tri•Star Outboard Diverter

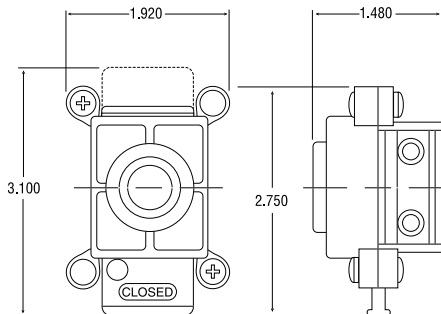
The Tri•Star Outboard Diverter block attaches to the outlet port of any Tri•Star unit and allows air to be diverted to up to 3 1/4" outlets. Includes locking plate and "O" rings, and it will accept the Tri•Star mounting bracket.



Model No.	Description
DK54	1/4" NPT Outboard Diverter Kit

### OSHA Lockout, 3-Way Valve

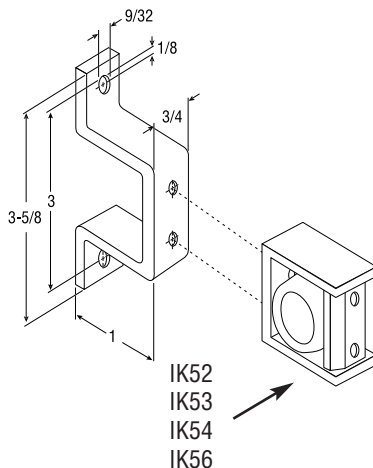
Arrow's 3-way OSHA lockout valve exhausts all downstream pressure when closed and can be locked in the closed position with customer supplied pad lock. These valves will handle all Tri•Star system air flows and will exhaust 6 scfm @ 100 psi.



Model No.	Description
V252	1/4" OSHA Lockout Valve
V253	3/8" OSHA Lockout Valve
V254	1/2" OSHA Lockout Valve

### Mounting Bracket

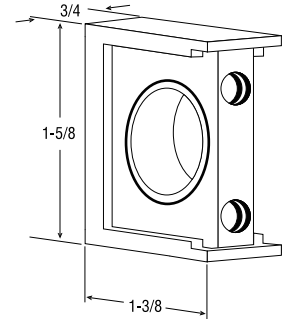
IBK5 wall mounting bracket for Modular Tri•Star FRL units permit bracket mounting from inlet and outlet ports, slide valve and diverter blocks



## Modular Components & Accessories

### Tri•Star Connector Insert

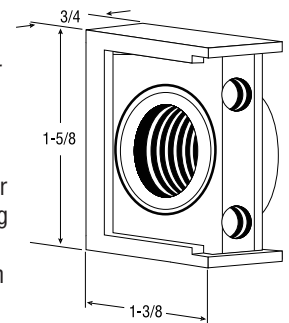
Tri•Star insert slides are designed to guide the insert to an interlocking position on the unit body. The design of the slide also provides a unique safety feature, should the insert plates be removed while the air line is under pressure, the interlocking slide will prevent blowing away.



Model No.	Description
IK50	Tri•Star Connector Insert

### Tri•Star Pipe Port Insert

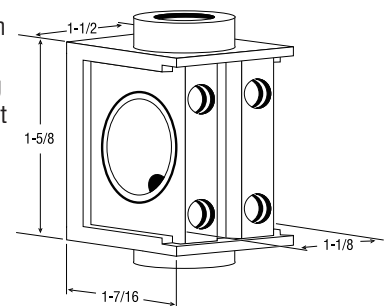
Any of four separate Tri•Star ports permit instant pipe sizing of every Tri•Star filter, regulator and lubricator. Available in 1/4", 3/8", 1/2", and 3/4" pipe sizes for inlets and outlet ports. Zinc diecast metal. A special Tri•Star locking design prevents backing out of lock plate screws and keeps the screws in place when the plate is removed.



Model No.	Description
IK05	"O" Rings for Modulares
IK52	1/4" NPT Pipe Port Insert
IK53	3/8" NPT Pipe Port Insert
IK54	1/2" NPT Pipe Port Insert
IK56	3/4" NPT Pipe Port Insert

### Tri•Star Diverter

The unique Tri•Star diverter permits a portion of filtered air to be branched before entering the regulator and sends it to another location; or when installed after the regulator, it will divert a portion of regulated air. The diverter is also used when pressure drop readings are required.



Model No.	Description
DK52	1/4" NPT Inboard Diverter Kit
DK53	3/8" NPT Inboard Diverter Kit

# MidFlow & High Flow Filter/Regulator/Lubricator Combinations

**MidFlow**



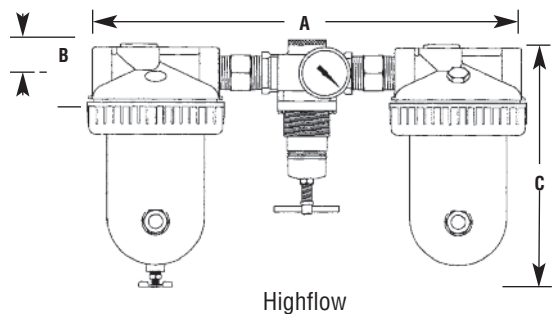
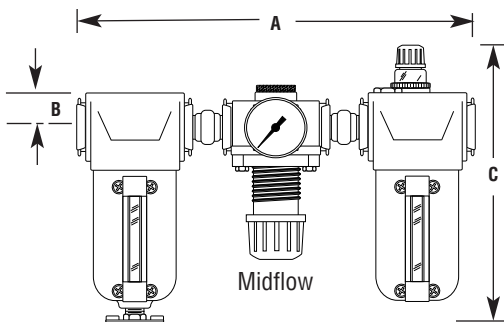
**High Flow**



	PIPE SIZE	COMBINATION NUMBER	COMPONENTS			BOWL CAPACITY (OUNCES)	APPROX. DIMENSIONS			APPROX. WEIGHT (LBS.)
			FILTER	REGULATOR	DROP LUBE		A	B	C	
<b>Mid Flow</b>	1/2"	N33374W	F374W	R374	L374W	10	12 <sup>5</sup> / <sub>8</sub>	2 <sup>1</sup> / <sub>4</sub>	8 <sup>1</sup> / <sub>2</sub>	9 <sup>1</sup> / <sub>2</sub>
	1/2"	N33384W	F384W	R374	L384W	20	12 <sup>5</sup> / <sub>8</sub>	2 <sup>1</sup> / <sub>4</sub>	11 <sup>1</sup> / <sub>2</sub>	10 <sup>1</sup> / <sub>4</sub>
	3/4"	N33376W	F376W	R376	L376W	10	12 <sup>5</sup> / <sub>8</sub>	2 <sup>1</sup> / <sub>4</sub>	8 <sup>1</sup> / <sub>2</sub>	9 <sup>1</sup> / <sub>2</sub>
	3/4"	N33386W	F386W	R376	L386W	20	12 <sup>5</sup> / <sub>8</sub>	2 <sup>1</sup> / <sub>4</sub>	11 <sup>1</sup> / <sub>2</sub>	10 <sup>1</sup> / <sub>4</sub>

STYLE	COMBINATION NUMBERING SYSTEM FOR MIDFLOW					
	FILTER STYLE	REGULATOR STYLE	LUBRICATOR STYLE	SERIES	PIPE SIZE	Bowl Type
N – Nipple	0 – No Filter	0 – No Regulator 3 – Standard Relieving	0 – No Lubricator 3 – Arrowfog 4 – Ultrafog	7 – 10 oz. Metal Bowl	4 – 1/2"	W-Metal bowl w/sight M-Metal Bowl w/o sight
	3 – Particulate 4 – .09 Micron Oil Removing 5 – .03 Oilesceer 6 – Vapor Removal			8 – 20 oz. Metal Bowl	6 – 3/4"	

	PIPE SIZE	COMBINATION NUMBER	COMPONENTS			BOWL CAPACITY (OUNCES)	OPTIONAL MOUNTING BRACKET	APPROX. DIMENSIONS			APPROX. WEIGHT (LBS.)
			FILTER	REGULATOR	DROP LUBE			A	B	C	
<b>High Flow</b>	1"	3548M	F329	R378T	4108	29	ACA-7 (Req. 2)	15 <sup>7</sup> / <sub>8</sub> "	1 <sup>3</sup> / <sub>16</sub> "	7 <sup>1</sup> / <sub>8</sub> "	11.8





# IN-LINE DESICCANT DRYER

The compressed air flow path through the dryer assures desiccant packing and maximum utilization of the desiccant's adsorption qualities. The compressed air enters the dryer (1) and is dispersed through a 70 micron polypropylene element (2) for the removal of particles. The air is then distributed uniformly through the full desiccant bed (3) to the bottom of the intake tube (4). The intake tube is protected by a 40 micron porous bronze element (5). As the desiccant adsorbs moisture, a dramatic and highly visible color change from dark blue to light pink is evident. The color change works its way through the desiccant as the adsorptive qualities of the desiccant are diminished. Once the color change is visible through the exclusive sight dome (6), the full desiccant bed has reached its maximum drying capacity and must be either changed or regenerated. Dry air exits through the inside diameter of the intake tube (7) and out the outlet port of the unit (8).

## ADSORPTION

Adsorption means the attraction of a substance – the adsorbate – to, and its subsequent accumulation on, the surface of a solid material – the adsorbant – which is caused by physical forces of attraction. Adsorbants are substances which are permeated by a large number of very fine pores which give rise to a large internal surface area. This, in turn, determines the adsorption capacity of the adsorbant, since a large internal surface can accommodate more adsorbate. Other factors which influence the amount of adsorbate are: temperature, relative humidity and pressure.

## REGENERATION PROCESS

Regeneration is accomplished by heating the desiccant to a temperature of 275°F in a drying oven. Regeneration is complete when the desiccant returns to its blue color.

For extended life and protection of the desiccant and equipment being serviced, an F3 Prefilter and F5 Coalescing filter should be used as a prefiltering system ahead of the dryer.





# In-Line Desiccant Dryer



## FEATURES

- Available in capacities from .5 to 50 scfm
- Compact sizes are ideal for portable or original equipment
- Drying efficiency can be tailored to your needs down to -30°F pressure dew point
- Highly visible color change from blue to pink through exclusive sight-glass highlights the need for service
- Exclusive hard spherical bead resists attrition and dusting and can be recharged
- Exclusive intake flow design takes air through entire supply of desiccant for maximum drying capacity
- Built-in particulate after-filter prevents downstream dust
- Needs no electrical connection
- No “purge air” lost as with regenerative dryers

## SPECIFICATIONS

### Bowl

- D05-03: Metal with sight gauge
- D10 & D 25: Metal with sight gauge
- D10-04XL: Metal with sight gauge

### Bowl Kits

- BKD05W-1
- BKD10
- BKD10XL
- BKD25

### Desiccant

- Silica gel

### Maximum Pressure

- 250 psig

### Operating Temperature Range

- 0°F to 120°F

## APPLICATIONS

- Always install an F5 coalescing filter upstream of the D05, D10 & D25
- For compressed air service only
- Not to be used on life support systems or breathing air systems
- Dry air for parts blowoff
- Paint spray systems
- Air gauging equipment
- Laboratory air

## KITS

Replacement Desiccant

No. 34189 – 6 pack of 1 qt. jars

No. 34417 – 4-1 gallon jugs

Bracket Mounting Kit - DBK10 see pg. 64

Check the exhaust element to avoid high pressure drop due to desiccant dust entrapment. We recommend replacement of the exhaust element.

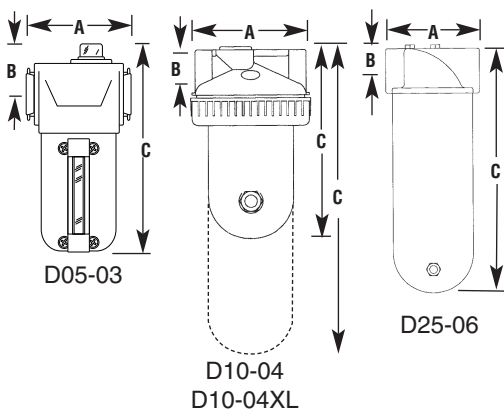
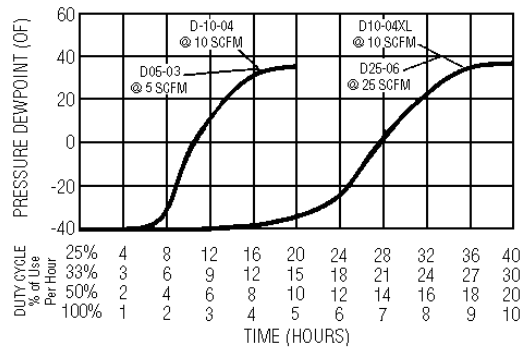
### D05, D10 Use:

Element Kit EKD10 (1-pack each)

### D10XL Use

Element Kit EKD10XL (1-pack each)

**D25 Use:** Element Kit EKD25 (1-pack each)



## DIMENSIONS

PIPE SIZE	MODEL NO.	MAX. FLOW SCFM*	SCF*	DESICCANT WEIGHT (LBS.)	DESICCANT CHARGE	DIMENSIONS (INCHES)			WEIGHT (LBS.)
						A	B	C	
1/2"	D05-04	.5 to 5	830	5/8	10 oz.	3 3/4	1 1/8	8 1/4	2.7
1/2"	D10-04	5 to 15	2500	1 1/4	1 Qt.	4 7/8	1 1/8	8 7/8	5
1/2"	D10-04XL	15 to 25	5000	2 1/2	2 Qt.	4 7/8	1 1/8	13 1/2	7
3/4"	D25-06	25 to 50	12500	6	1 Gal.	6 3/4	2	17 3/4	23

\* SCFM and SCF based on 70°F inlet temp. @ 100 psig





# StageAir Drying System

## HOW IT WORKS

### FIRST AND SECOND STAGE

- The StageAir desiccant air drying system begins with the dual stage integral filter/regulator
- First, the air enters the particulate filter, which has a 5 micron cleanable sintered bronze element. In this stage, corrosive moisture, pipe scale, dirt and rust are removed from the air line protecting the precision parts in the regulator.
- Next, the air enters a high-performance regulator, which reduces primary pressure to a desired pressure setting.

### THIRD STAGE COALESCING FILTER

- During Stage 3, fine filtration takes place. Here, 99.99 percent of oil aerosols and microscopic particles down to .01 micron absolute are removed from the air. The pop-up indicator alerts customer that an element change is necessary.

### FOURTH STAGE DESICCANT AIR DRYER

- As the air enters the desiccant dryer, it is dispersed through a 70 micron element. The element distributes air evenly through the desiccant bed. The desiccant absorbs the water vapor from the air, producing a -40°F pressure dew point.
- To remove traces of desiccant dust before the air leaves the system, the air passes through a 40 micron filter element. The air is now clean and dry, and has been properly treated for use with your air operated system.
- The clear indicator sight glass shows a color change in the desiccant from blue to pink which indicates a desiccant recharge.

- The StageAir Drying System is a point-of-use drying system and is protected by an OSHA Lockout valve which exhausts all downstream pressure when closed, and can be locked in the closed position with customer supplied padlock, exhaust 6 SCFM at 100 PSIG to prevent element damage.

Note: When pressurizing, open slide valve slowly to prevent element burst.

## OPTIONS

To order options for the VC7500 series, simply add the appropriate suffix, as listed below, to the part number in the alphabetical/numerical order.

- 3** 3 micron absolute element (particulate filter)
- F** Float drain
- J** Overnight Drain

## KITS

- Internal Float Drain . . . . .5200

### Element Kits

- 5 micron . . . . .EK35-5
- .01 micron . . . . .EK55A

### Desiccant Kit

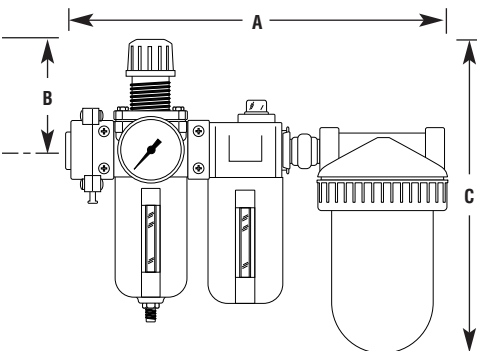
- 6-Pk. of 1 Qt. Jars . . . . .34189
- 4 - 1 Gal. Jugs . . . . .34417

### Mounting Kit see page 64

- Mounting kit . . . . . ABK-10

## Applications

- Paint Spray
- Air Gauging Equipment
- Lab Air

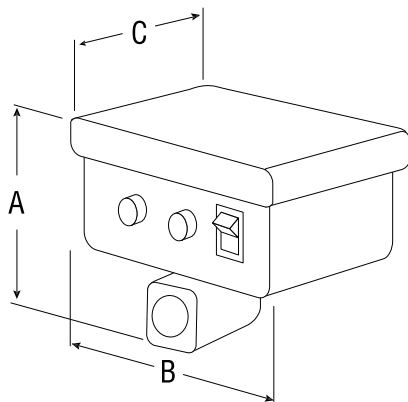



DIMENSIONS								
PIPE SIZE	MODEL NO.	MAX. FLOW		DESICCANT WEIGHT (LBS.)	DIMENSIONS (INCHES)			WEIGHT (LBS.)
		SCFM*	SCF*		A	B	C	
1/2"	VC7510	5 to 15	2,500	1 1/4	14 1/4	4	11 1/4	10
1/2"	VC7510XL	15 to 25	5,000	2 1/2	14 1/4	4	16 1/4	13.5
3/4"	VC7525	25 to 50	12,500	6	16 1/2	4	20 7/8	24.25

\* SCFM and SCF based on 70°F inlet temp. @ 100 psig

# ACCESSORIES

## ► Economatic Drains



Arrow developed the **heavy duty** ECONOMATIC drain valve to be a low cost answer to leaking, clogging, noise and other problems caused by float-type drains.

A solenoid controlled by a solid state timer opens and closes the ECONOMATIC drain valve in 1 to 60 minute cycle times and 1 to 30 second blow down times. Both times are individually adjusted.

The drain is designed with a manual override switch with indicator light.

ECONOMATIC drains also feature a spring loaded softseat solenoid which eliminates valve noise and assures leak-proof shutoff.

Installation of the drain is simple and quick – thread on and plug in.

### SPECIFICATIONS

#### Adjustable Cycle Time

- 1-60 minutes

#### Adjustable Drain Time

- 1-30 seconds

#### Maximum Working Pressure

- 200 psig

#### Maximum Fluid Temperature

- +165°F
- NEMA one enclosure
- Voltage: 115V / 1 ph / 60Hz
- 0.25 amps
- Buna-N seals
- 6 heavy duty grounded power plug

#### Purge Rate

- 16 scfm open flow @ 100 psig

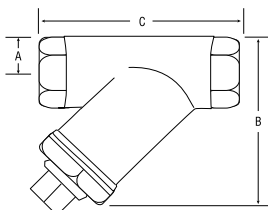
#### Mounting Kit see page 64

- Mounting kit . . . . . BR5702
- Timer kit . . . . . TK5700

### DIMENSIONS

Model No.	Connection NPT	Dimensions (inches)			Weight
		A	B	C	
5702S	1/4"	3 1/4"	3 15/16"	4 3/16"	1.365
5704S	1/2"	4 1/16"	3 15/16"	4 3/16"	1.745

## ► Y Strainer – furnished with each Economatic Drain



A Y Strainer installed ahead of an external drain, traps large debris and sludge; prevents malfunctions and extends the life of automatic drains.

### FEATURES

- Cast brass manufactured in the U.S.
- 300 psi maximum working pressure
- 50 mesh stainless steel screen can be cleaned or replaced without removal of strainer from the line
- 3/8" removable plug for quick draining

### DIMENSIONS

Model No.	Connection NPT	Dimensions (inches)			Weight
		A	B	C	
S202	1/4"	15/32"	2 27/64"	2 11/16"	10.5 oz.
S204	1/2"	1 1/16"	2 5/8"	2 11/16"	12 oz.

# Accessories

## Slide Valve



Arrow's new slide valve is a 3 way OSHA lockout valve which exhausts all downstream pressure when closed, and can be locked in the closed position with customer supplied padlock.

**3-Way Slide Valves (Open or close and exhaust) Meet O.S.H.A. Lockout Standard 29CFR 1910.147** - The 3-way slide valve is for use in the main line, upstream of equipment. When closed, it shuts off the upstream air and exhausts the downstream air.

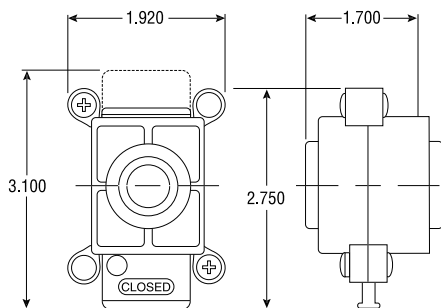
**Body** is black coated zinc. Slide is 5% Teflon, high-impact, safety yellow plastic. Seals are pre-lubricated Buna O-rings. Screws are black coated steel.

**Maximum operating pressure:** 250 PSIG

**Maximum operating flow:** 140 SCFM

**Operating temperatures:** 35°F to 150°F

**Exhaust bleed at 100 PSI:** 7 SCFM



Valve Type	Standard Line With Threaded Ports	
	Model	Port Size
3 Way OSHA Lockout Valve Customer to Supply Lock	V202	1/4"
	V203	3/8"
	V204	1/2"

## Mini In-Line Desiccant Dryer (-30°F Dew Point)



Used at the point-of-use, this **patented**, disposable, mini in-line desiccant dryer removes all traces of water vapor, oil vapor and dirt. It is often used directly upstream of blow guns or spray guns as final protection for critical parts blow off and paint spraying. Install in either direction; it functions in both directions. A 40 micron, porous bronze element removes fine dirt particles, an oil removing media removes oil vapor, and desiccant beads adsorb water vapor. The see-through housing shows desiccant color change, which indicates that the dryer needs to be replaced.

### SPECIFICATIONS

#### Housing

- Polycarbonate material allows clear desiccant visibility

#### Guard

- Nylon guard

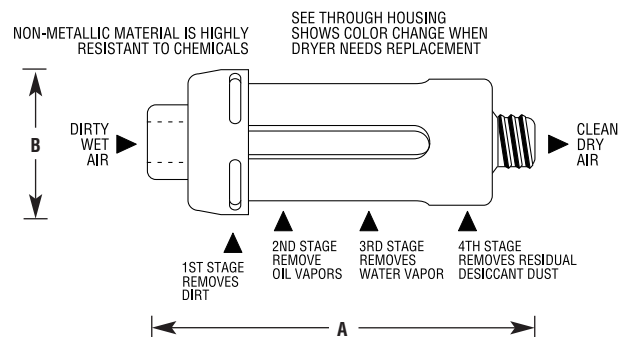
**Maximum Flow Capacity:** 15 scfm

**Maximum Pressure:** 125 psi

**Maximum Temperature:** 130° F

### APPLICATIONS

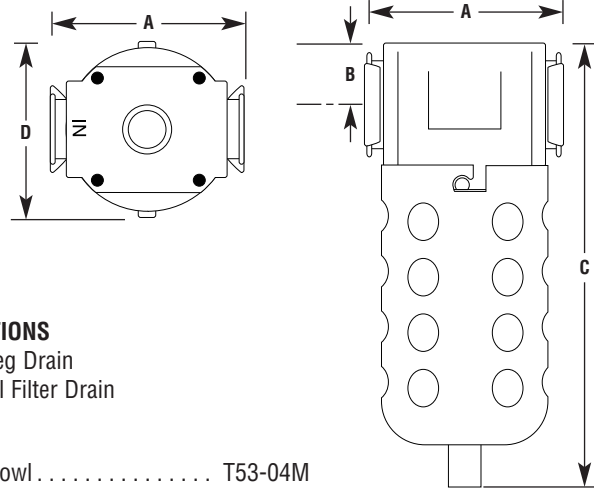
- Parts blow off
- Paint guns



DIMENSIONS				
Connection NPT/FPT	Model No.	Dimensions (Inches)		Weight
		A	B	
1/4"	DFD-10	3 3/4"	1 11/16"	2.8 oz.

# Accessories

## ► T53 Automatic Drain



### APPLICATIONS

- Drop Leg Drain
- External Filter Drain

### OPTIONS

- M Metal bowl . . . . . T53-04M
- W Metal bowl with sight. . . . . T53-04W

The T53 series float type drain is provided with a top threaded port. This drain features a protective stainless steel screen with an umbrella baffle, providing a large sump area for oil sludge and dirt. It is used to give continued performance and low maintenance to drain accumulated water and oil from drain lines, receiver tanks, condensate drop legs and filters.


### DIMENSIONS

Model No.	Connection FPT	Dimensions (INCHES)				Weight (lbs.)
		A	B	C	D	
T53-02	1/4"	2 3/4	3 1/4	6 1/2	2 1/4	1.0
T53-04	1/2"	2 3/4	3 1/4	6 1/2	2 1/4	1.0

### SPECIFICATIONS


Bowl	Pressure Range	Temperature Range
Plastic	30-150 psi	40°F to 120°F
Metal	30-175 psi	40°F to 120°F

### Internal Float Drain - 5200



Automatically drains collected liquids when internal float indicates accumulation. Saves air loss. For standard size filter.

### Overnight Bowl Drains



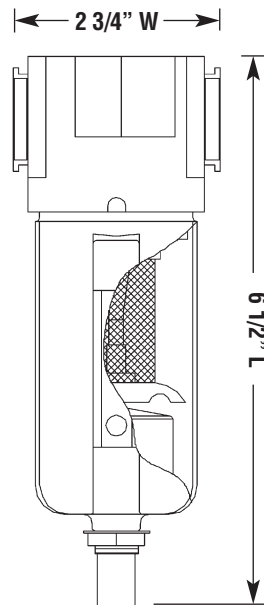
Arrow's Automatic Overnight drain operates when a compressed air system is shut down. It clears accumulated condensate from a filter bowl when pressure falls to 3 psig or less. Available for either plastic or metal bowls.

- |   |                       |
|---|-----------------------|
|   | <u>Kit Ordering #</u> |
| <b>Model J - For plastic bowls - push to manually drain</b> | 32008                 |
| <b>Model K - For metal bowls - twist to manually drain</b>  | CKFK                  |

## Accessories

### High Pressure/Chemical Resistant

#### ► T54W Compact Zero Loss Drain



P/N T54W 1/2" FPT

Max. Press. 250 PSIG  
Max. Temp. 130°F

#### Features

- Compact design 6 1/2" L X 2 3/4" W
- 50 mesh s/s screen to protect float from solid chips
- Plastic float and housing compatible with most compressor oils.
- Metal filter housing with sight glass has a 1/2" FPT top connection.

#### Applications

For use in removing liquid water and oil from receiver tanks, separators, large filters and other areas where liquid condensation occurs in a compressed air system.

#### ► DKTF4W O.S.H.A. Lockout Slide Valve & Zero Loss Drain



P/N DKTF4W 1/2" NPT

Arrow has combined two outstanding products. Our 1/2" O.S.H.A. Lockout 3-Way Slide Valve and Compact Zero Loss Drain allows the drain to be serviced without interruption of compressed air usage.


Max. Press. 250 PSIG  
Max. Temp. 130°F

#### Features

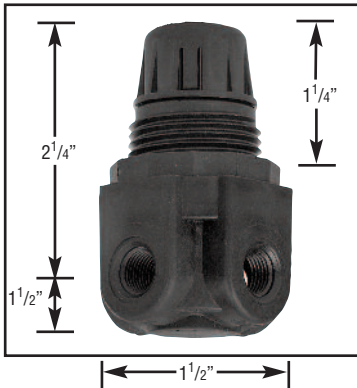
- 3 way slide: when closed, the compressed air vents out of the drain housing allowing removal of the drain for servicing.
- The slide provides a pad lock hole in the closed position which meets O.S.H.A. lockout requirements.
- When drain servicing is complete, the slide valve is pushed to the open position with no interruption off compressed air service.

# Accessories

E291, E292



E191, E192



## Miniature Relief Valves

Miniature, diaphragm operated relief valves with exceptional sensitivity. Ideally suited for applications requiring gradual proportional relief. 3 position knob pushes to lock and can be removed for tamper resistance.

### Ordering Information

Pipe Size	Model No.	Description
1/8"	E291	All Plastic non-corrosive parts.
1/4"	E292	
1/8"	E191	Die cast black coated body, brass seat. Buna N Diaphragm
1/4"	E192	

### Specifications

- E291, E191 all 1/8" ports
- E292, E192 1/4" ports
- With 1/8" gauge ports

### Maximum Pressure Range

- 150 PSI

### Options

- B - 2-Position Mechanical Lockout Knob
- G - Gauge (0-160 psi)
- I - Instrumentation pressure, 1 - 15 psig

### Maximum Temperature Range

- 40°F to 120°F

- L - low pressure 0 - 50 psig
- P - panel mount nut
- U - No Gauge Ports
- V - All 1/4" Ports (4)

### Air Relief Capacity - SCFM

Range (psig)	Instrumentation Spring Range 1 to 15		Low Pressure Spring Range 15 to 30		Standard Pressure Spring Range 50 to 125	
Set Pressure (psig)	5.0	10.0	20.0	40.0	60.0	80.0
Rated Flow @ 10%*	.1	.3	.5	4.0	.2	5.5
Rated Flow @ 20%*	.3	.7	2.8	15.0	6.5	14.0
Rated Flow @ 30%	.5	2.3	6.8	25.0	15.0	23.0

Reseat @ ± 1% of Set Pressure

- 1) Rated flows in SCFM are taken at percentage of pressure over set pressure.
- 2) The relief valve will not function as a pressure regulator - excess pressure must be vented to atmosphere.

## PRESSURE SWITCH

The PDA4 pressure switch can be installed anywhere in a pneumatic or hydraulic system. It is often used to protect air compressors and pneumatically operated equipment from damage caused by over-pressurization. The unit can be set in a normally open or closed position in an adjustable actuation range from 25 PSIG to 95 PSIG with ± 2% repeatability. The pressure switch has standard 18" wire leads of 300 V, 22 SWG. For simple installation, thread the unit into the gauge port of a regulator or pipe tee.

**Construction:** Zinc die cast and plastic housing, and NEMA 13 electrical enclosure which is U.L. approved.

**Max. operating pressure:** 300 PSI

**Operating temperatures:** 35°F to 180°F



Part No.	NPT	Overall Length	Dia.	Wt. Lbs.	Voltage	Inductive	Resistive
PDA4	1/4"	1 5/8"	1 1/8"	.25	125/150/VAC	5 AMP	7 AMP

### Standard Electrical Circuit


Wire Color	Circuit
Black	Common
Green	Normally Closed
Red	Normally Open

Note: 20% differential for reset, and 1% repeatability when operated within recommended conditions.



# Pressure Gauges & Accessories

## Delta 'P' Gauge



Reed Switch Specifications			
Max. Voltage Switching	Max Switch Current	Max. Carrying Current	Contact Rating
100 AC/DC	.30 AMPS	1 AMP	10 VA

### FUNCTION

Allows exact determination of pressure drop across element. Divided into three sections, each marked for easy understanding. The differential pressure gauge is the best tool available for determining element maintenance requirements.

Color	Indicates	Pressure Drop
Green	Clean	0-6 psi
Yellow	Change	6-9 psi
Red	Dirty	9-12 psi

### Maximum Pressure:

- 300 psig / 20 bar

### Maximum Temperature:

- 200° F / 93° C

### Weight:

- .33 Lb. / 1.5 Kg

### Bolt Threads:

- 3/8" -24 Inches

### Bolt Material:

- Glass filled Nylon

### GAUGE MODELS

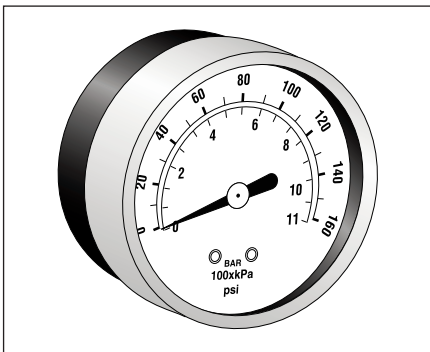
- DP-10A  
Replacement unit only  
Basic model with 3/8"-24 slotted bolts
- DP-10B  
Gauge with Remote Mounting Block

### KITS AND ACCESSORIES

- MK-10  
Mounting Kit for vertical or wall mounting
- TK-10  
1/4" Tubing Kit with Connector Fittings

\* Model No. DP10-A to mount directly on existing filter head for replacement only.  
\*\* Model No. DP10-B remote model with slotted bolts & mounting block.  
Note: To order pre-mounted units, add suffix "D" to filter #.

## Pressure Gauges

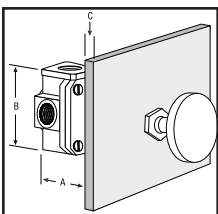


PART NO.	DESCRIPTION	PRESSURE RANGE	USED ON
1481C	2" face, 1/4" center back mount	0-30 psi	Tri•Star Tri•Star II High Flow
1481A	2" face, 1/4" center back mount	0-60 psi	
1481	2" face, 1/4" center back mount	0-160 psi	
1481B	2" face, 1/4" center back mount	0-300 psi	
1681C	1 1/2" face, 1/8" center back mount	0-30 psi	Mini Regulators and Mini Integral
1681A	1 1/2" face, 1/8" center back mount	0-60 psi	
1681	1 1/2" face, 1/8" center back mount	0-160 psi	

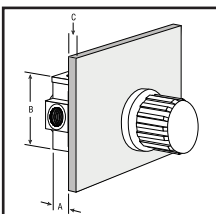
## Regulator Accessories

Arrow regulators may be panel mounted to improve machine design and overall appearance, they are convenient for control panel or console mounting.

Suffix Q Tri-Star & Midflow



Suffix P Tri-Star & Midflow



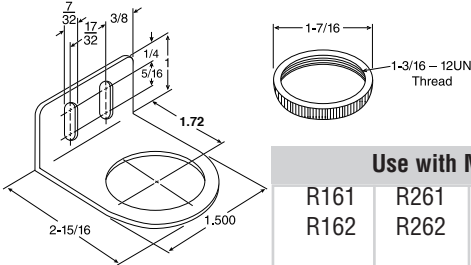
### Panel Mounting Regulators

Regulator Model	Suffix for Panel Mt.	Panel Hole Size	Dimensions & Max.		
			A	B	C
Tri-Star & Midflow Series	P	1 13/16"	1 1/4"	2 22/32"	1 1/2"
Tri-Star & Midflow Series	Q	9/16"	3 1/2"	2 23/32"	5/16"

# Brackets

## Miniature Mounting Brackets

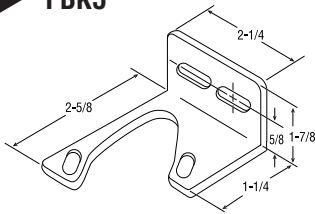
BR1611 Bracket & Ring  
PK1611 Ring Only



### Use with Model #

R161	R261	7681	741
R162	R262	7682	742
		7621	
		7622	

## FBK5

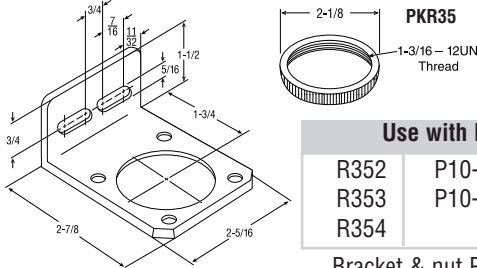


### Use with Model #

F352	L352	L452
F353	L353	L453
F354	L354	L454

## RBK5

Mounting bracket for Tri•Star, Midflow, and precision regulators listed below. Also can be used for Tri-Star FRL Combination units.



### Use with Model #

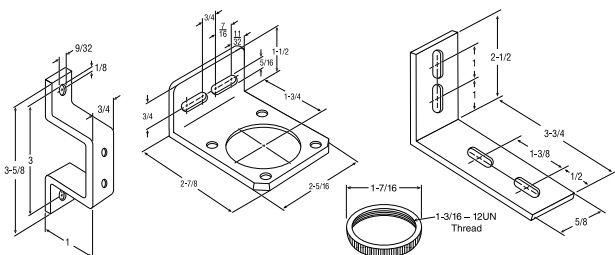
R352	P10-02	B752
R353	P10-03	
R354		

Bracket & nut PMKR35

## ABK-10

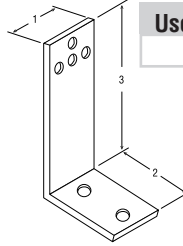
### Use with Model #

VC7510  
VC7510XL  
VC7525



## BR5702 Bracket

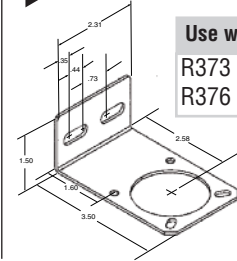
Use with Model #  
5702S



## RBK7 Bracket

### Use with Model #

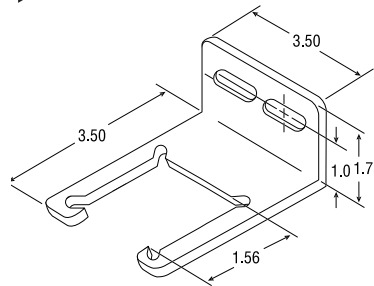
R373	R374
R376	R378



## FBK7 Midflow Brackets

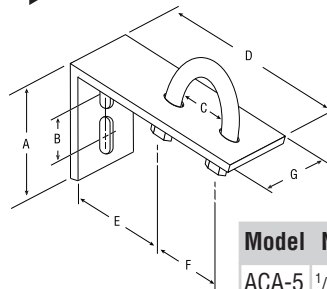
### Use with Model #

F373	F383	L373	L383
F374	F384	L374	L384
F376	F386	L376	L386



## ACA Pipe Brackets

Mounting bracket for use with Tri-Star FRL's.  
Example: N33354

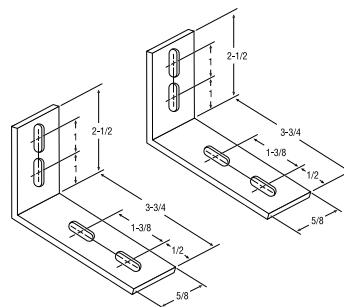


Model	NPT	A	B	C	D	E	F	G
ACA-5	1/4", 3/8"	2 1/2"	3/16"	3/4"	3 7/8"	2 1/16"	1 5/16"	5/8"
ACA-6	1/2", 3/4"	2 1/2"	3/16"	1 5/32"	3 7/8"	1 13/16"	1 5/16"	5/8"
ACA-7	1"	2 1/2"	3/16"	1 1/2"	3 7/8"	1 5/8"	1 11/16"	5/8"

## DBK10 Mounting Bracket

### Use with Model #

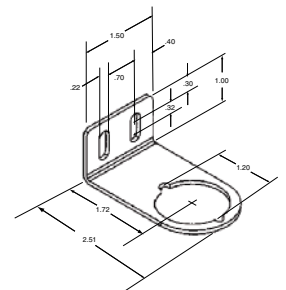
D10-04  
D10-04XL



## FBK3 Bracket

### Use with Model #

F300-01	L181
F300-02	L182
F500-01	
F500-02	



## Fluid Power Date Codes

MONTH	CODE	YEAR	CODE
JANUARY	A	1995	R
FEBRUARY	B	1996	S
MARCH	C	1997	T
APRIL	D	1998	U
MAY	E	1999	V
JUNE	F	2000	W
JULY	G	2001	X
AUGUST	H	2002	Y
SEPTEMBER	I	2003	Z
OCTOBER	J	2004	A
NOVEMBER	K	2005	B
DECEMBER	L	2006	C
		2007	D
		2008	E
		2009	F

**EXAMPLE:**

**F352W AU - January 1998**

### Arrow Pneumatics, Inc. Warranty Policy

**LIMITED WARRANTY** - Arrow Pneumatics warrants each Fluid Power Product against defects in material and workmanship for a period of one year from the date of original shipment. In the event of such defects within the warranty period, the Company will, at its option, replace or recondition the product without charge. This shall constitute the exclusive remedy for breach of warranty and the Company shall not be responsible for any incidental or consequential damages, including, without limitation Damages or other costs resulting from labor charges, delays, vandalism, negligence, fouling caused by foreign material, damage from adverse air conditions, chemicals, or any other circumstances over which the Company has no control. This warranty shall be invalidated by any abuse, misuse, misapplication or improper installation of the product.

THE COMPANY MAKES NO OTHER WARRANTY. ALL OTHER WARRANTIES, ORAL OR WRITTEN, EXPRESS OR IMPLIED, INCLUDING WARRANTIES OF MERCHANTABILITY OR FITNESS FOR A SPECIFIC PURPOSE, ARE HEREBY EXCLUDED AND DISCLAIMED.

The liability of the Company for all loss or damage resulting from nonconforming goods or tender, including breach of any and all warranties, shall be limited to a refund of the purchase of the particular goods to which the loss or damage occurred.



# Arrow Pneumatics

***Distributed By:***

Arrow Pneumatics, Inc. • 2111 West 21st Street • Broadview, Illinois 60155-4627  
708.343.9595 voice • 708.343.1907 fax • [www.arrowpneumatics.com](http://www.arrowpneumatics.com)